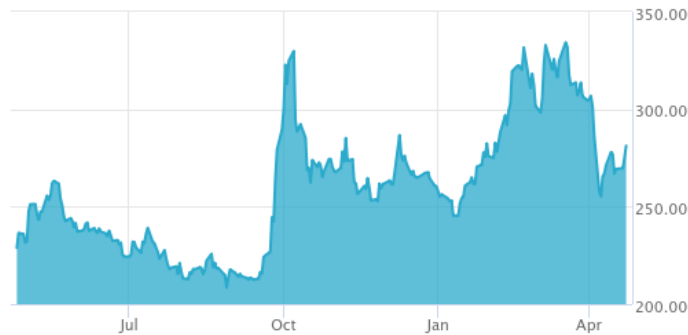


BlueStar[®] China Internet Software Index

The BlueStar[®] China Internet Software Index (BCHNQ) tracks the performance of the largest and most liquid software companies domiciled, incorporated, or headquartered in China or Hong Kong. This is a modified market cap-weighted index, and only includes companies that generate at least 50% of their revenue from products or services related to the internet software industry, such as e-commerce, cloud-based software, online entertainment, data processing, or home entertainment software.

Key Features



Index 854.92/99.98 334.24/208.54

Size and Liquidity Requirements

Full MCap of at least 500 mIn USD. Three month average-daily-trading volume of at least 1 mln USD at a review and also at the previous two reviews. At least 250,000 shares traded per month over the last six months at a review and also at the previous two reviews.

Universe

Companies must operate in the internet or software industries.

Diversification

Company weightings are capped at 6%.

Review

Semi-annual in June and December.

Index Data

INDEX PARAMETERS

Launch Date	13 Aug 2018	Components	35
Type	Sector	Volatility (250 days)	37.71
Currency	USD	Full MCap bn USD	1,274.28
Base Date	28 Jun 2013	Float MCap bn USD	939.67
Base Value	100.00	Correlation* (250 days)	0.00

* -

FUNDAMENTALS*

Price/Earnings Trailing	22.02
Price/Book	1.70
Price/Sales	1.59
Price/Cash Flow	10.27
Dividend Yield	0.80

* as of 31 Mar 2025

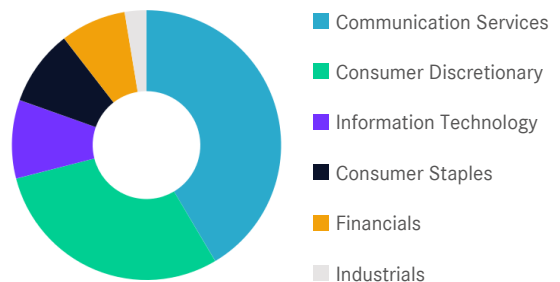
ANNUALISED PERFORMANCE*

1 Month	-9.99%
1 Year	25.85%
3 Years	7.35%
5 Years	-4.05%
Since Inception	9.14%

* Total Return Net Index

Sector Weightings

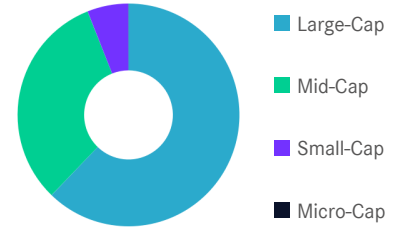
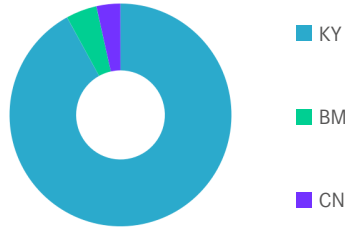
Sector	Count	Weight
Communication Services	15	41.47%
Consumer Discretionary	8	29.54%
Information Technology	4	9.41%
Consumer Staples	3	9.09%
Financials	4	7.88%
Industrials	1	2.60%



BlueStar[®] China Internet Software Index

Country and Size Weightings

Country	Count	Weight
Cayman Islands	31	92.00%
Bermuda	2	4.51%
China	2	3.49%



Size	Count	Weight
Large-Cap (> 6 bn)	16	62.22%
Mid-Cap (1.5 bn - 6 bn)	15	31.78%
Small-Cap (0.2 bn - 1.5 bn)	4	6.00%
Micro-Cap (0.0 bn - 0.2 bn)	0	0.00%

Index Components

Top Components by Weight	Country	Weight	Best Performing Components	YTD	1 Day
ALIBABA GROUP HOLDING-SP ADR	KY	7.68%	MEITU INC	69.36%	6.72%
TENCENT HOLDINGS LTD	KY	6.66%	LUFAX HOLDING LTD	9.62%	6.07%
NETEASE INC-ADR	KY	6.01%	KANZHUN LTD	5.87%	5.26%
JD.COM INC-ADR	KY	5.04%	TENCENT MUSIC ENTERTAINMENT GROUP	17.18%	5.20%
MEITUAN	KY	4.61%	IQIYI INC	-6.97%	5.06%
TRIP.COM GROUP LTD	KY	4.59%			
BAIDU INC - SPON ADR	KY	4.12%			
PING AN HEALTHCARE AND TECHNOL	KY	3.86%			
KUAISHOU TECHNOLOGY	KY	3.61%			
TENCENT MUSIC ENTERTAINMENT GROUP	KY	2.97%			
MEITU INC	KY	2.94%			
ALIBABA HEALTH INFORMATION TECHNOLOG	BM	2.67%			
Subtotal		54.77%			
			Worst Performing Components	YTD	1 Day
			TONGCHENG TRAVEL HOLDINGS LTD	11.94%	-2.65%
			TRAVELSKY TECHNOLOGY LTD-H	5.89%	-0.74%
			CHINA RUYI HOLDINGS LTD	-17.46%	-0.51%
			JD.COM INC-ADR	-0.33%	-0.33%
			JD HEALTH INTERNATIONAL INC	28.61%	-0.16%

Symbols

	Symbol	ISIN	WKN	Sedol	Bloomberg	Reuters	Telekurs
Price Return	BCHNQ	DE000A30A020	A30A02	BL54G72	BCHNQ	.BCHNQ	118227299
Total Return Net	BCHNQNTR	DE000A3CLJ39	A3CLJ3	BLNPNH6	BCHNQNTR	.BCHNQNTR	57061605
Total Return Gross	-	-	-	-	-	-	-

BlueStar® China Internet Software Index

For further information visit www.marketvector.com

Nothing on this factsheet shall be considered a solicitation to buy or an offer to sell a security, or any other product or service, to any person in any jurisdiction where such offer, solicitation, purchase or sale would be unlawful under the laws of such jurisdiction. Neither MarketVector Indexes GmbH nor any of its licensors makes any warranties or representations, express or implied, to the user with respect to any of the data contained herein. The data is provided for informational purposes only, and the Company shall not be responsible or liable for the accuracy, usefulness or availability of any information transmitted or made available through it. The MarketVector™ family of indexes (MarketVector™, Bluestar®, MVIS®) is protected through various intellectual property rights and unfair competition and misappropriation laws. MVIS® is a registered trademark of Van Eck Associates Corporation that has been licensed to MarketVector Indexes GmbH. MarketVector™ and MarketVector Indexes™ are pending trademarks of Van Eck Associates Corporation. BlueStar®, BlueStar Indexes®, BIGI® and BIGITech® are trademarks of MarketVector Indexes GmbH. You require a licence to launch any product whose performance is linked to the value of a particular MarketVector™ Index and for all use of the MarketVector™ name or name of the MarketVector™ Index in the marketing of the product.