

BlueStar® Global 5G Connectivity Index

The BlueStar® Global 5G Connectivity Index (BGFG) tracks the performance of the largest and most liquid provides exposure to global companies, listed globally, whose products or services are expected to contribute to the roll out of 5G networks including: core carrier grade telecommunication equipment, network test and optimization equipment and software, mobile network operators, cell tower and data center REITs, enhanced mobile broadband, and SDN and NFV.

Key Features



Index 249.46/90.05 232.72/184.92

Size and Liquidity Requirements

Full MCap of at least 150 mln USD (20 bln USD for mobile network operators and 1 bln USD for REITs). Three month average-daily-trading volume of at least 1 mln USD at a review and also at the previous two reviews. At least 250,000 shares traded per month over the last six months at a review and also at the previous two reviews.

Universe

Companies have to offer products or services that contribute to the roll out of 5G networks.

Diversification

Company weightings are capped at 5%.

Review

Semi-annual in June and December.

Index Data

INDEX PARAMETERS

Launch Date	26 Jul 2019	Components	86
Type	Sector	Volatility (250 days)	19.31
Currency	USD	Full MCap bn USD	7,264.72
Base Date	15 Dec 2015	Float MCap bn USD	5,514.56
Base Value	100.00	Correlation* (250 days)	0.84

* S&P North USA Tech MN

FUNDAMENTALS*

Price/Earnings Trailing	48.31
Price/Book	2.81
Price/Sales	2.35
Price/Cash Flow	10.92
Dividend Yield	2.01

* as of 31 May 2025

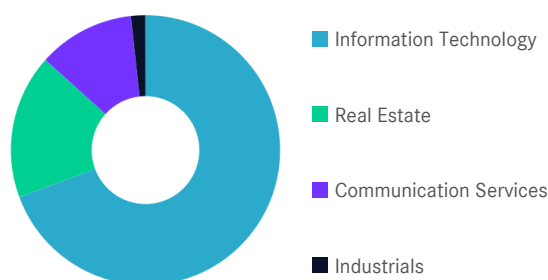
ANNUALISED PERFORMANCE*

1 Month	7.14%
1 Year	17.86%
3 Years	3.97%
5 Years	6.89%
Since Inception	9.17%

* Total Return Net Index

Sector Weightings

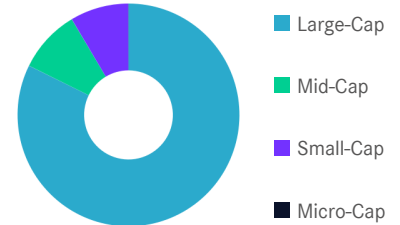
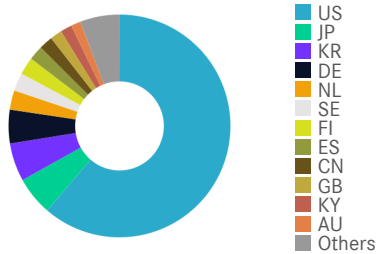
Sector	Count	Weight
Information Technology	53	69.34%
Real Estate	7	17.31%
Communication Services	23	11.61%
Industrials	3	1.73%



BlueStar® Global 5G Connectivity Index

Country and Size Weightings

Country	Count	Weight
United States	45	61.31%
Japan	6	5.60%
South Korea	1	5.54%
Germany	3	4.91%
Netherlands	1	2.80%
Sweden	2	2.60%
Finland	1	2.55%
Spain	2	2.10%
China	3	2.02%
United Kingdom	4	1.71%
Cayman Islands	4	1.70%
Australia	2	1.40%
Others	12	5.74%



Size	Count	Weight
Large-Cap (> 6 bn)	50	82.29%
Mid-Cap (1.5 bn - 6 bn)	18	9.18%
Small-Cap (0.2 bn - 1.5 bn)	18	8.53%
Micro-Cap (0.0 bn - 0.2 bn)	0	0.00%

Index Components

Top Components by Weight	Country	Weight	Best Performing Components	YTD	1 Day
SAMSUNG ELEC GDR REGS	KR	5.54%	MARVELL TECHNOLOGY INC	-38.01%	4.90%
CISCO SYSTEMS INC	US	5.46%	COMMSCOPE HOLDING CO INC	16.31%	3.95%
AMERICAN TOWER CORP	US	5.16%	HUBER & SUHNER AG-REG	28.90%	3.64%
ANALOG DEVICES INC	US	4.96%	RIBBON COMMUNICATIONS INC	-11.30%	3.07%
EQUINIX INC	US	4.55%	CERAGON NETWORKS LTD	-47.75%	2.95%
QUALCOMM INC	US	4.53%			
INFINEON TECHNOLOGIES AG	DE	4.02%			
MARVELL TECHNOLOGY INC	US	2.97%			
NEC CORP ORD	JP	2.89%			
CROWN CASTLE INC	US	2.88%			
NXP SEMICONDUCTOR NV	NL	2.80%			
DIGITAL REALTY TRUST INC	US	2.74%			
Subtotal		48.51%			
			Worst Performing Components	YTD	1 Day
			BROADCOM INC	6.84%	-5.00%
			BAUDROIE INC	41.73%	-2.96%
			VODAFONE GROUP PLC-SP ADR	19.85%	-2.64%
			YANGTZE OPTICAL FIBRE AND CABLE JOIN	40.14%	-2.39%
			MACOM TECHNOLOGY SOLUTIONS HOLDINGS	-3.75%	-2.06%

Symbols

	Symbol	ISIN	WKN	Sedol	Bloomberg	Reuters	Telekurs
Price Return	BGFG	DE000A30A053	A30A05	BL54GC7	BGFG	.BGFG	118227303
Total Return Net	BGFGNTR	DE000A3CLJ62	A3CLJ6	BLNPNL0	BGFGNTR	.BGFGNTR	57061620
Total Return Gross	-	-	-	-	-	-	-

BlueStar® Global 5G Connectivity Index

For further information visit www.marketvector.com

Nothing on this factsheet shall be considered a solicitation to buy or an offer to sell a security, or any other product or service, to any person in any jurisdiction where such offer, solicitation, purchase or sale would be unlawful under the laws of such jurisdiction. Neither MarketVector Indexes GmbH nor any of its licensors makes any warranties or representations, express or implied, to the user with respect to any of the data contained herein. The data is provided for informational purposes only, and the Company shall not be responsible or liable for the accuracy, usefulness or availability of any information transmitted or made available through it. The MarketVector™ family of indexes (MarketVector™, Bluestar®, MVIS®) is protected through various intellectual property rights and unfair competition and misappropriation laws. MVIS® is a registered trademark of Van Eck Associates Corporation that has been licensed to MarketVector Indexes GmbH. MarketVector™ and MarketVector Indexes™ are pending trademarks of Van Eck Associates Corporation. BlueStar®, BlueStar Indexes®, BIGI® and BIGITech® are trademarks of MarketVector Indexes GmbH. You require a licence to launch any product whose performance is linked to the value of a particular MarketVector™ Index and for all use of the MarketVector™ name or name of the MarketVector™ Index in the marketing of the product.