

## BlueStar® Israel Global Technology Index

The BlueStar® Israel Global Technology Index (BGTH) tracks the performance of the largest and most liquid global Israeli technology companies, irrespective of listing venue. The definition of an Israeli company is based on MVIS's proprietary research-driven framework. This is a modified market cap-weighted index, and only includes companies that generate at least 50% of their revenue from a technology industry, such as information technology, biotechnology, defense and security technology, and clean energy technology.

### Key Features



Index 629.33/62.47 454.28/339.49

#### Size and Liquidity Requirements

Full MCap of at least 150 mln USD. Three month average-daily-trading volume of at least 1 mln USD at a review and also at the previous two reviews. At least 250,000 shares traded per month over the last six months at a review and also at the previous two reviews.

#### Pure-Play

Index includes non-local companies.

#### Diversification

Company weightings are capped at 7.5%.

#### Review

Semiannual in June and December.

### Index Data

#### INDEX PARAMETERS

<b>Launch Date</b>	31 Jan 2014	<b>Components</b>	53
<b>Type</b>	Sector	<b>Volatility</b> (250 days)	23.71
<b>Currency</b>	USD	<b>Full MCap</b> bn USD	174.92
<b>Base Date</b>	31 Dec 2003	<b>Float MCap</b> bn USD	124.53
<b>Base Value</b>	100.00	<b>Correlation*</b> (250 days)	0.76

\* MSCI Daily TR Gross Israel USD

#### FUNDAMENTALS\*

<b>Price/Earnings Trailing</b>	-111.81
<b>Price/Book</b>	4.02
<b>Price/Sales</b>	3.93
<b>Price/Cash Flow</b>	21.05
<b>Dividend Yield</b>	0.46

\* as of 31 Mar 2025

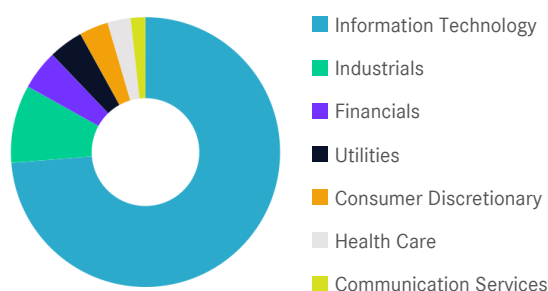
#### ANNUALISED PERFORMANCE\*

<b>1 Month</b>	-6.03%
<b>1 Year</b>	7.86%
<b>3 Years</b>	-2.57%
<b>5 Years</b>	3.65%
<b>Since Inception</b>	6.44%

\* Total Return Net Index

### Sector Weightings

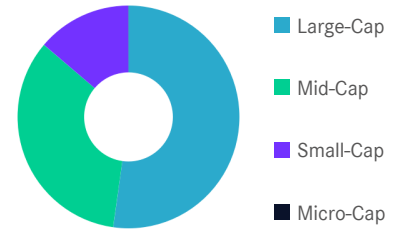
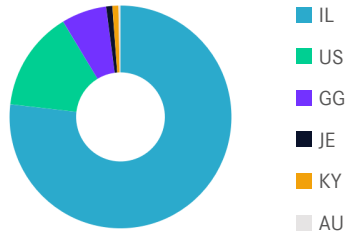
Sector	Count	Weight
Information Technology	33	73.74%
Industrials	3	9.33%
Financials	4	4.76%
Utilities	3	4.14%
Consumer Discretionary	2	3.49%
Health Care	4	2.77%
Communication Services	4	1.77%



## BlueStar® Israel Global Technology Index

### Country and Size Weightings

Country	Count	Weight
Israel	39	76.82%
United States	10	14.54%
Guernsey	1	6.57%
Jersey	1	0.91%
Cayman Islands	1	0.88%
Australia	1	0.29%



Size	Count	Weight
Large-Cap ( > 6 bn)	7	52.22%
Mid-Cap (1.5 bn - 6 bn)	19	33.99%
Small-Cap (0.2 bn - 1.5 bn)	27	13.79%
Micro-Cap (0.0 bn - 0.2 bn)	0	0.00%

### Index Components

Top Components by Weight	Country	Weight	Best Performing Components	YTD	1 Day
CHECK POINT SOFTWARE TECH L ORD	IL	9.02%	MOBILEYE GLOBAL INC-A	-33.73%	9.54%
CYBERARK SOFTWARE	IL	8.55%	CEVA INC	-19.11%	8.60%
ELBIT SYSTEMS LTD	IL	7.96%	PAGAYA TECHNOLOGIES LTD - CLASS A	8.83%	7.78%
MONDAY.COM LTD	IL	7.34%	NOVOCURE LTD	-40.37%	7.63%
NICE LTD	IL	6.86%	PRIORTECH LTD	-12.35%	7.36%
AMDOCS LTD	GG	6.57%			
WIX.COM LTD	IL	5.93%			
SENTINELONE INC	US	3.66%			
VARONIS SYSTEMS INC	US	3.17%			
NOVA LTD	IL	3.04%			
JFROG LTD	IL	2.74%			
GLOBAL-E ONLINE LTD	IL	2.74%			
<b>Subtotal</b>		67.58%			

Worst Performing Components	YTD	1 Day
SOLAREDGE TECHNOLOGIES INC	-12.35%	-8.66%
CHECK POINT SOFTWARE TECH L ORD	9.41%	-3.79%
PERION NETWORK LTD	1.77%	-1.37%
ORMAT TECHNOLOGIES INC	5.97%	-1.19%
PLUS500 LTD	22.00%	-0.60%

### Symbols

	Symbol	ISIN	WKN	Sedol	Bloomberg	Reuters	Telekurs
<b>Price Return</b>	BGTH	DE000A3CLJR0	A3CLJR	BLNPN32	BGTH	.BGTH	57061586
<b>Total Return Net</b>	BGTHNTR	DE000A3CLJS8	A3CLJS	BLNPN43	BGTHNTR	.BGTHNTR	57061587
<b>Total Return Gross</b>	BGTHTR	DE000A3CLJQ2	A3CLJQ	BLNPN21	BGTHTR	.BGTHTR	57061584

## BlueStar® Israel Global Technology Index

---

For further information visit [www.marketvector.com](http://www.marketvector.com)

Nothing on this factsheet shall be considered a solicitation to buy or an offer to sell a security, or any other product or service, to any person in any jurisdiction where such offer, solicitation, purchase or sale would be unlawful under the laws of such jurisdiction. Neither MarketVector Indexes GmbH nor any of its licensors makes any warranties or representations, express or implied, to the user with respect to any of the data contained herein. The data is provided for informational purposes only, and the Company shall not be responsible or liable for the accuracy, usefulness or availability of any information transmitted or made available through it. The MarketVector™ family of indexes (MarketVector™, Bluestar®, MVIS®) is protected through various intellectual property rights and unfair competition and misappropriation laws. MVIS® is a registered trademark of Van Eck Associates Corporation that has been licensed to MarketVector Indexes GmbH. MarketVector™ and MarketVector Indexes™ are pending trademarks of Van Eck Associates Corporation. BlueStar®, BlueStar Indexes®, BIGI® and BIGITech® are trademarks of MarketVector Indexes GmbH. You require a licence to launch any product whose performance is linked to the value of a particular MarketVector™ Index and for all use of the MarketVector™ name or name of the MarketVector™ Index in the marketing of the product.