

BlueStar® Israel Global Technology North America Index

The BlueStar® Israel Global Technology North America Index (BGTNA) tracks the performance of the largest and most liquid Israeli technology companies listed on exchanges in North America. The definition of an Israeli company is based on MVIS's proprietary research-driven framework. This is a modified market cap-weighted index, and only includes companies that generate at least 50% of their revenue from a technology industry, such as information technology, biotechnology, defense and security technology, and clean energy technology.

Key Features



Index 123.03/55.42 89.66/66.76

Size and Liquidity Requirements

Full MCap of at least 150 mln USD. Three month average-daily-trading volume of at least 1 mln USD at a review and also at the previous two reviews. At least 250,000 shares traded per month over the last six months at a review and also at the previous two reviews.

Pure-Play

Index includes non-local companies.

Diversification

Company weightings are capped at 7.5% on the parent index level.

Review

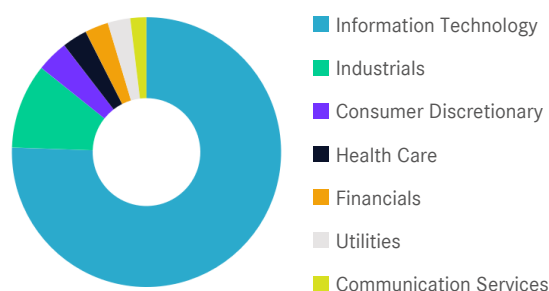
Semiannual in June and December.

Index Data

INDEX PARAMETERS				FUNDAMENTALS*		ANNUALISED PERFORMANCE*	
Launch Date	19 Apr 2021	Components	42	Price/Earnings Trailing	-1,458.77	1 Month	-6.86%
Type	Sector	Volatility (250 days)	25.29	Price/Book	6.13	1 Year	7.91%
Currency	USD	Full MCap bn USD	159.57	Price/Sales	6.58	3 Years	-2.24%
Base Date	17 Dec 2020	Float MCap bn USD	116.93	Price/Cash Flow	35.88	5 Years	-
Base Value	100.00	Correlation* (250 days)	0.00	Dividend Yield	0.22	Since Inception	-6.80%
* -				* as of 31 Mar 2021		* Total Return Net Index	

Sector Weightings

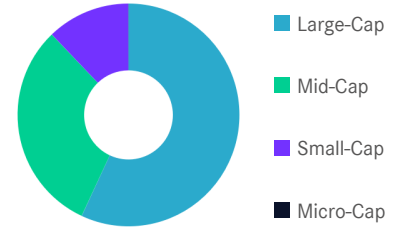
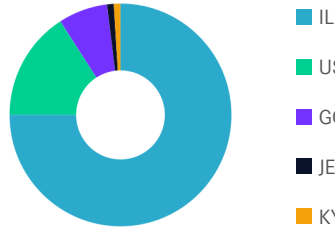
Sector	Count	Weight
Information Technology	26	75.55%
Industrials	3	10.17%
Consumer Discretionary	2	3.80%
Health Care	4	3.02%
Financials	2	2.81%
Utilities	1	2.70%
Communication Services	4	1.93%



BlueStar® Israel Global Technology North America Index

Country and Size Weightings

Country	Count	Weight
Israel	29	75.03%
United States	10	15.86%
Guernsey	1	7.16%
Jersey	1	0.99%
Cayman Islands	1	0.96%



Size	Count	Weight
Large-Cap (> 6 bn)	7	56.94%
Mid-Cap (1.5 bn - 6 bn)	14	30.91%
Small-Cap (0.2 bn - 1.5 bn)	21	12.15%
Micro-Cap (0.0 bn - 0.2 bn)	0	0.00%

Index Components

Top Components by Weight	Country	Weight	Best Performing Components	YTD	1 Day
CHECK POINT SOFTWARE TECH L ORD	IL	9.83%	MOBILEYE GLOBAL INC-A	-33.73%	9.54%
CYBERARK SOFTWARE	IL	9.32%	CEVA INC	-19.11%	8.60%
ELBIT SYSTEMS LTD	IL	8.68%	PAGAYA TECHNOLOGIES LTD - CLASS A	8.83%	7.78%
MONDAY.COM LTD	IL	8.00%	NOVOCURE LTD	-40.37%	7.63%
NICE LTD	IL	7.48%	CAMTEK LTD	-20.80%	6.28%
AMDOCS LTD	GG	7.16%			
WIX.COM LTD	IL	6.46%			
SENTINELONE INC	US	3.99%			
VARONIS SYSTEMS INC	US	3.46%			
NOVA LTD	IL	3.32%			
JFROG LTD	IL	2.99%			
GLOBAL-E ONLINE LTD	IL	2.99%			
Subtotal		73.69%			

Worst Performing Components	YTD	1 Day
SOLAREDGE TECHNOLOGIES INC	-12.35%	-8.66%
CHECK POINT SOFTWARE TECH L ORD	9.41%	-3.79%
PERION NETWORK LTD	1.77%	-1.37%
ORMAT TECHNOLOGIES INC	5.97%	-1.19%
INMODE LTD	-6.71%	-0.32%

Symbols

	Symbol	ISIN	WKN	Sedol	Bloomberg	Reuters	Telekurs
Price Return	BGTNA	DE000A3CMW07	A3CMW0	BN4MYQ6	BGTNA	.BGTNA	111057626
Total Return Net	BGTNANTR	DE000A3CMW15	A3CMW1	BN4MYR7	BGTNANTR	.BGTNANTR	111057896
Total Return Gross	BGTNATR	DE000A3CMW23	A3CMW2	BN4MYS8	BGTNATR	.BGTNATR	111058043

BlueStar® Israel Global Technology North America Index

For further information visit www.marketvector.com

Nothing on this factsheet shall be considered a solicitation to buy or an offer to sell a security, or any other product or service, to any person in any jurisdiction where such offer, solicitation, purchase or sale would be unlawful under the laws of such jurisdiction. Neither MarketVector Indexes GmbH nor any of its licensors makes any warranties or representations, express or implied, to the user with respect to any of the data contained herein. The data is provided for informational purposes only, and the Company shall not be responsible or liable for the accuracy, usefulness or availability of any information transmitted or made available through it. The MarketVector™ family of indexes (MarketVector™, Bluestar®, MVIS®) is protected through various intellectual property rights and unfair competition and misappropriation laws. MVIS® is a registered trademark of Van Eck Associates Corporation that has been licensed to MarketVector Indexes GmbH. MarketVector™ and MarketVector Indexes™ are pending trademarks of Van Eck Associates Corporation. BlueStar®, BlueStar Indexes®, BIGI® and BIGITech® are trademarks of MarketVector Indexes GmbH. You require a licence to launch any product whose performance is linked to the value of a particular MarketVector™ Index and for all use of the MarketVector™ name or name of the MarketVector™ Index in the marketing of the product.