

BlueStar® Israel Global Index

The BlueStar® Israel Global Index (BLS - 'BIGI') tracks all global Israeli companies, across all sectors of the economy, irrespective of their listing venue. The definition of an Israeli company is based on MVIS's proprietary research-driven framework. BLS covers at least 85% of the investable universe.

Key Features



All Time High/Low **52-Week High/Low**
 496.21/50.23 456.10/331.89

Size and Liquidity Requirements

Full MCap of at least 150 mln USD. Three month average-daily-trading volume of at least 1 mln USD at a review and also at the previous two reviews. At least 250,000 shares traded per month over the last six months at a review and also at the previous two reviews.

Pure-Play

Index includes non-local companies.

Diversification

Company weightings are capped at 10%.

Review

Semi-annual in June and December.

Index Data

INDEX PARAMETERS		FUNDAMENTALS*		ANNUALISED PERFORMANCE*			
Launch Date	31 Aug 2011	Components	82	Price/Earnings Trailing	26.44	1 Month	-0.83%
Type	Country	Volatility (250 days)	18.29	Price/Book	2.22	1 Year	21.48%
Currency	USD	Full MCap bn USD	344.73	Price/Sales	1.83	3 Years	-1.02%
Base Date	29 Dec 2000	Float MCap bn USD	222.82	Price/Cash Flow	9.23	5 Years	7.20%
Base Value	100.00	Correlation* (250 days)	0.94	Dividend Yield	1.72	Since Inception	5.95%

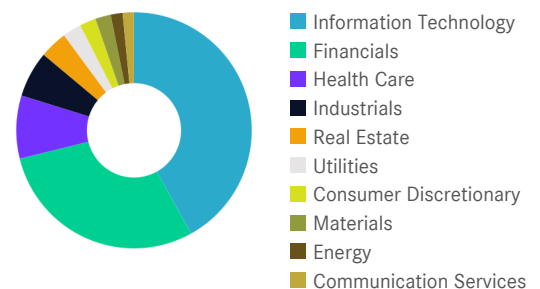
* MSCI Daily TR Gross Israel USD

* as of 31 Mar 2025

* Total Return Net Index

Sector Weightings

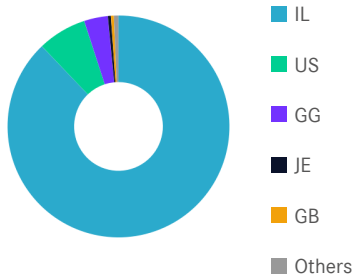
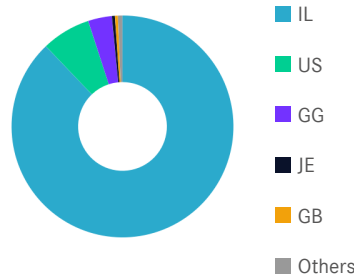
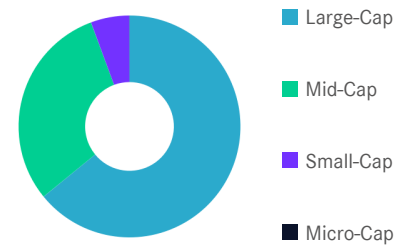
Sector	Count	Weight	Count*	Weight*	Difference
Information Technology	24	41.45%	24	41.45%	0.00%
Financials	16	28.84%	16	28.84%	0.00%
Health Care	5	8.53%	5	8.53%	0.00%
Industrials	8	6.23%	8	6.23%	0.00%
Real Estate	7	3.76%	7	3.76%	0.00%
Utilities	5	2.54%	5	2.54%	0.00%
Consumer Discretionary	4	2.21%	4	2.21%	0.00%
Materials	2	2.09%	2	2.09%	0.00%
Energy	4	1.65%	4	1.65%	0.00%
Communication Services	4	1.51%	4	1.51%	0.00%



* represent hypothetical values obtained excluding non-local components

BlueStar® Israel Global Index

Country and Size Weightings

COUNTRY WEIGHTINGS EXCL. NON-LOCAL*

COUNTRY WEIGHTINGS INCL. NON-LOCAL*

SIZE WEIGHTINGS


Country	Count	Weight
Israel	67	87.87%
United States	10	7.12%
Guernsey	1	3.48%
Jersey	1	0.44%
United Kingdom	1	0.43%
Others	2	0.66%

Country	Non-Local	Count	Weight
Israel	0	67	87.87%
United States	0	10	7.12%
Guernsey	0	1	3.48%
Jersey	0	1	0.44%
United Kingdom	0	1	0.43%
Others	0	2	0.66%

Size	Count	Weight
Large-Cap (> 6 bn)	14	64.10%
Mid-Cap (1.5 bn - 6 bn)	46	30.26%
Small-Cap (0.2 bn - 1.5 bn)	22	5.63%
Micro-Cap (0.0 bn - 0.2 bn)	0	0.00%

*Companies incorporated outside of a certain region or country that generate at least 50.00% of their revenues (or, where applicable, have at least 50.00% of their assets) in that region or country.

Index Components

Top Components by Weight	Non-Local	Country	Weight	Best Performing Components	YTD	1 Day
CHECK POINT SOFTWARE TECH L ORD	-	IL	7.74%	MOBILEYE GLOBAL INC-A	-33.73%	9.54%
TEVA PHARMACEUTICAL-SP ADR	-	IL	7.24%	CEVA INC	-19.11%	8.60%
BANK LEUMI LE-ISRAEL ORD	-	IL	7.23%	SHIKUN & BINUI LTD ORD	-14.40%	8.48%
BANK HAPOALIM BM ORD	-	IL	7.09%	NOVOCURE LTD	-40.37%	7.63%
CYBERARK SOFTWARE	-	IL	6.99%	CAMTEK LTD	-20.80%	6.28%
ELBIT SYSTEMS LTD	-	IL	4.19%			
NICE LTD	-	IL	3.92%			
MONDAY.COM LTD	-	IL	3.91%	Worst Performing Components	YTD	1 Day
AMDOCS LTD	-	GG	3.48%	SOLAREEDGE TECHNOLOGIES INC	-12.35%	-8.66%
MIZRAHI TEFAHOT BANK LTD ORD	-	IL	3.42%	CHECK POINT SOFTWARE TECH L ORD	9.41%	-3.79%
WIX.COM LTD	-	IL	3.16%	PERION NETWORK LTD	1.77%	-1.37%
ISRAEL DISCOUNT BANK LTD ORD A	-	IL	3.04%	ORMAT TECHNOLOGIES INC	5.97%	-1.19%
Subtotal			61.40%	PLUS500 LTD	22.00%	-0.60%

BlueStar[®] Israel Global Index

Symbols

	Symbol	ISIN	WKN	Sedol	Bloomberg	Reuters	Telekurs
Price Return	BLS	US09628L1061	A160Z2	BLNPMZ7	BLS	.BLS	26901625
Total Return Net	BLSNTR	DE000A3CLJP4	A3CLJP	BLNPN10	BLSNTR	.BLSNTR	57061480
Total Return Gross	BLSTR	DE000A3CLJN9	A3CLJN	BLNPN09	BLSTR	.BLSTR	57061482

For further information visit www.marketvector.com

Nothing on this factsheet shall be considered a solicitation to buy or an offer to sell a security, or any other product or service, to any person in any jurisdiction where such offer, solicitation, purchase or sale would be unlawful under the laws of such jurisdiction. Neither MarketVector Indexes GmbH nor any of its licensors makes any warranties or representations, express or implied, to the user with respect to any of the data contained herein. The data is provided for informational purposes only, and the Company shall not be responsible or liable for the accuracy, usefulness or availability of any information transmitted or made available through it. The MarketVector[™] family of indexes (MarketVector[™], BlueStar[®], MVIS[®]) is protected through various intellectual property rights and unfair competition and misappropriation laws. MVIS[®] is a registered trademark of Van Eck Associates Corporation that has been licensed to MarketVector Indexes GmbH. MarketVector[™] and MarketVector Indexes[™] are pending trademarks of Van Eck Associates Corporation. BlueStar[®], BlueStar Indexes[®], BIGI[®] and BIGITech[®] are trademarks of MarketVector Indexes GmbH. You require a licence to launch any product whose performance is linked to the value of a particular MarketVector[™] Index and for all use of the MarketVector[™] name or name of the MarketVector[™] Index in the marketing of the product.