

BlueStar® Agribusiness 50 Index

The BlueStar® Agribusiness 50 Index (BMOO) tracks the performance of the largest and most liquid companies in the global agribusiness industry. This is a modified market cap-weighted index, and only includes companies that generate at least 50% of their revenues from agri-chemicals and fertilisers, seeds and traits, farm/irrigation equipment and farm machinery, agricultural products (incl. Grain, tobacco, meat, poultry, and sugar), aquaculture and fishing, livestock, plantations, and trading of agricultural products. BMOO tracks the 50 largest and most heavily-traded agribusiness companies.

Key Features

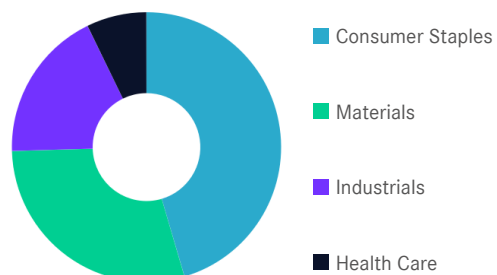


Index Data

INDEX PARAMETERS				FUNDAMENTALS*		ANNUALISED PERFORMANCE*	
Launch Date	03 May 2021	Components	50	Price/Earnings Trailing	14.90	1 Month	-1.01%
Type	Hard Asset	Volatility (250 days)	15.19	Price/Book	1.18	1 Year	-3.57%
Currency	USD	Full MCap bn USD	462.57	Price/Sales	0.54	3 Years	-12.44%
Base Date	31 Dec 2015	Float MCap bn USD	321.00	Price/Cash Flow	7.09	5 Years	5.36%
Base Value	100.00	Correlation* (250 days)	0.92	Dividend Yield	3.28	Since Inception	4.03%
* MSCI ACWI Select Agriculture Producers IMI				* as of 31 Mar 2025		* Total Return Net Index	

Sector Weightings

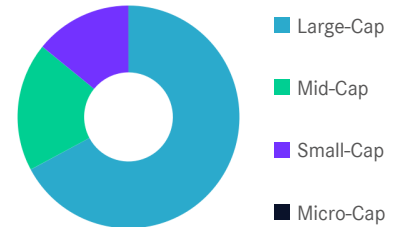
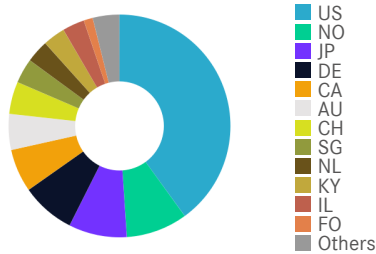
Sector	Count	Weight
Consumer Staples	27	45.45%
Materials	13	29.09%
Industrials	8	18.24%
Health Care	2	7.22%



BlueStar® Agribusiness 50 Index

Country and Size Weightings

Country	Count	Weight
United States	16	39.99%
Norway	5	8.96%
Japan	5	8.49%
Germany	2	7.84%
Canada	2	6.26%
Australia	5	5.21%
Switzerland	2	4.69%
Singapore	2	3.60%
Netherlands	2	3.29%
Cayman Islands	2	3.26%
Israel	2	3.21%
Faroe Islands	1	1.31%
Others	4	3.89%



Size	Count	Weight
Large-Cap (> 6 bn)	20	67.18%
Mid-Cap (1.5 bn - 6 bn)	14	18.68%
Small-Cap (0.2 bn - 1.5 bn)	16	14.14%
Micro-Cap (0.0 bn - 0.2 bn)	0	0.00%

Index Components

Top Components by Weight	Country	Weight	Best Performing Components	YTD	1 Day
BAYER AG	DE	6.14%	SALMAR ASA	6.65%	5.15%
NUTRIEN LTD	CA	5.69%	LEROY SEAFOOD GROUP ASA	2.92%	4.85%
CORTEVA INC	US	5.24%	ELDERS LTD	-12.24%	4.62%
DEERE & CO	US	5.23%	NUFARM LTD	12.59%	4.38%
TYSON FOODS INC	US	5.12%	ICL GROUP LTD	35.16%	3.55%
ARCHER-DANIELS-MIDLAND CO	US	4.67%			
KUBOTA CORP	JP	3.65%			
CF INDUSTRIES HOLDINGS INC	US	3.60%			
BUNGE LTD	CH	3.10%			
MOWI ASA	NO	3.02%			
MOSAIC CO/THE	US	2.93%			
WILMAR INTERNATIONAL LTD	SG	2.77%			
Subtotal		51.16%			

Worst Performing Components	YTD	1 Day
MARUHA NICHIRO CORP	22.05%	-2.07%
SAKATA SEED CORP	6.70%	-1.48%
NH FOODS LTD	22.04%	-1.36%
KUMIAI CHEMICAL INDUSTRY CO	14.00%	-1.07%
DARLING INGREDIENTS INC	-9.91%	-1.01%

Symbols

	Symbol	ISIN	WKN	Sedol	Bloomberg	Reuters	Telekurs
Price Return	BMOO	DE000SL0CHH0	SL0CHH	BMF9XW8	BMOO	.BMOO	111123125
Total Return Net	BMOONTR	DE000SL0CHJ6	SL0CHJ	BMF9XX9	BMOONTR	.BMOONTR	111123141
Total Return Gross	-	-	-	-	-	-	-

BlueStar® Agribusiness 50 Index

For further information visit www.marketvector.com

Nothing on this factsheet shall be considered a solicitation to buy or an offer to sell a security, or any other product or service, to any person in any jurisdiction where such offer, solicitation, purchase or sale would be unlawful under the laws of such jurisdiction. Neither MarketVector Indexes GmbH nor any of its licensors makes any warranties or representations, express or implied, to the user with respect to any of the data contained herein. The data is provided for informational purposes only, and the Company shall not be responsible or liable for the accuracy, usefulness or availability of any information transmitted or made available through it. The MarketVector™ family of indexes (MarketVector™, Bluestar®, MVIS®) is protected through various intellectual property rights and unfair competition and misappropriation laws. MVIS® is a registered trademark of Van Eck Associates Corporation that has been licensed to MarketVector Indexes GmbH. MarketVector™ and MarketVector Indexes™ are pending trademarks of Van Eck Associates Corporation. BlueStar®, BlueStar Indexes®, BIGI® and BIGITech® are trademarks of MarketVector Indexes GmbH. You require a licence to launch any product whose performance is linked to the value of a particular MarketVector™ Index and for all use of the MarketVector™ name or name of the MarketVector™ Index in the marketing of the product.