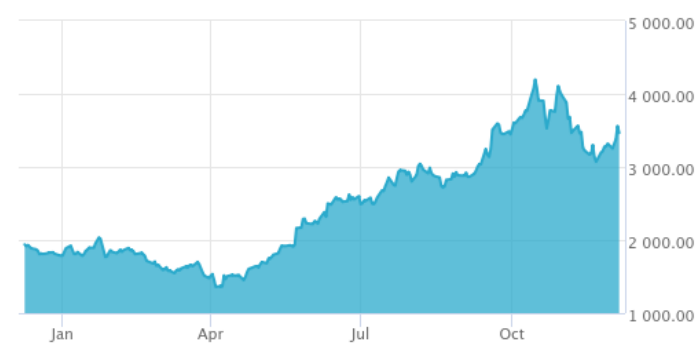


## BlueStar® Top 10 Nuclear Industry Index

The BlueStar® Top 10 Nuclear Industry Index (BNUCL) tracks the performance of the 10 largest companies in the nuclear industry. This is a modified market cap-weighted index, and only includes companies that generate at least 50% of revenues from uranium mining or nuclear power-related activities.

### Key Features



Index 4,324.24/925.16 4,324.24/1,394.47

#### Size and Liquidity Requirements

Full MCap of at least 150 mln USD. Three month average-daily-trading volume of at least 1 mln USD at a review and also at the previous two reviews. At least 250,000 shares traded per month over the last six months at a review and also at the previous two reviews.

#### Universe

Companies with at least 50% of revenues from uranium mining or nuclear power-related activities.

#### Diversification

Company weightings are capped at 15%.

#### Review

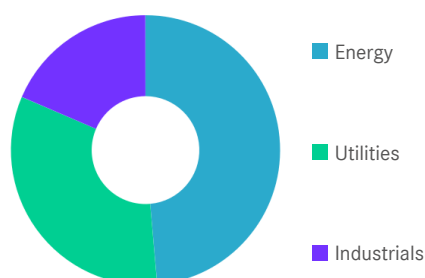
Quarterly.

### Index Data

INDEX PARAMETERS				FUNDAMENTALS*		ANNUALISED PERFORMANCE*	
Launch Date	12 Nov 2025	Components	10	Price/Earnings Trailing	102.00	1 Month	-5.88%
Type	Hard Asset	Volatility (250 days)	43.86	Price/Book	6.26	1 Year	73.82%
Currency	USD	Full MCap bn USD	227.25	Price/Sales	6.56	3 Years	-
Base Date	30 Dec 2022	Float MCap bn USD	157.25	Price/Cash Flow	19.25	5 Years	-
Base Value	1,000.00	Correlation* (250 days)	0.00	Dividend Yield	0.67	Since Inception	54.40%
* -				* as of 30 Nov 2025		* Total Return Net Index	

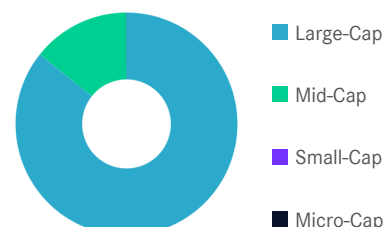
### Sector Weightings

Sector	Count	Weight
Energy	5	48.62%
Utilities	3	32.84%
Industrials	2	18.55%



## Country and Size Weightings

Donut chart showing the distribution of countries for the top 1000 most cited papers. The chart is divided into four segments: US (blue, largest), CA (green), KZ (purple), and CN (black, smallest).



## Index Components

Top Components by Weight	Country	Weight	Best Performing Components	YTD	1 Day
CONSTELLATION ENERGY CORPORATION	US	16.02%	NAK KAZATOMPROM AO	68.46%	0.00%
CAMECO CORP	CA	15.61%	CGN POWER CO LTD	12.20%	-0.03%
BWX TECHNOLOGIES INC	US	13.19%	BWX TECHNOLOGIES INC	60.92%	-0.26%
NEXGEN ENERGY LTD	CA	9.51%	CONSTELLATION ENERGY CORPORATION	61.73%	-2.39%
OKLO INC	US	8.90%	URANIUM ENERGY CORP	105.68%	-2.96%
NAK KAZATOMPROM AO	KZ	8.69%			
URANIUM ENERGY CORP	US	8.45%			
CGN POWER CO LTD	CN	7.92%	Worst Performing Components	YTD	1 Day
CENTRUS ENERGY CORP	US	6.35%	NUSCALE POWER CORP	19.30%	-6.39%
NUSCALE POWER CORP	US	5.36%	OKLO INC	393.03%	-6.25%
			NEXGEN ENERGY LTD	42.33%	-5.47%
			CENTRUS ENERGY CORP	299.68%	-4.45%
Subtotal		100.00%	CAMECO CORP	77.60%	-3.34%

## Symbols

	Symbol	ISIN	WKN	Sedol	Bloomberg	Reuters	Telekurs
Price Return	BNUCL	DE000SL0SPE6	SL0SPE	BQB3708	BNUCL	.BNUCL	150616707
Total Return Net	BNUCLTR	DE000SL0SPF3	SL0SPF	BQB3719	BNUCLTR	.BNUCLTR	150613493
Total Return Gross	-	-	-	-	-	-	-

## BlueStar® Top 10 Nuclear Industry Index

---

For further information visit [www.marketvector.com](http://www.marketvector.com)

Nothing on this factsheet shall be considered a solicitation to buy or an offer to sell a security, or any other product or service, to any person in any jurisdiction where such offer, solicitation, purchase or sale would be unlawful under the laws of such jurisdiction. Neither MarketVector Indexes GmbH nor any of its licensors makes any warranties or representations, express or implied, to the user with respect to any of the data contained herein. The data is provided for informational purposes only, and the Company shall not be responsible or liable for the accuracy, usefulness or availability of any information transmitted or made available through it. The MarketVector™ family of indexes (MarketVector™, Bluestar®, MVIS®) is protected through various intellectual property rights and unfair competition and misappropriation laws. MVIS® is a registered trademark of Van Eck Associates Corporation that has been licensed to MarketVector Indexes GmbH. MarketVector™ and MarketVector Indexes™ are pending trademarks of Van Eck Associates Corporation. BlueStar®, BlueStar Indexes®, BIGI® and BIGITech® are trademarks of MarketVector Indexes GmbH. You require a licence to launch any product whose performance is linked to the value of a particular MarketVector™ Index and for all use of the MarketVector™ name or name of the MarketVector™ Index in the marketing of the product.