

BlueStar® Global Robotics & 3D Printing Index

The BlueStar® Global Robotics & 3D Printing Index (BRB3D) is a global index that tracks the performance of the largest and most liquid companies involved in the robotics, 3D printing, and computer aided design segments. This is a modified market cap-weighted index, which only includes companies that generate at least 50% of their revenue from robots or manufacturing automation, computer aided design software, or additive manufacturing systems or related materials and software.

Key Features



Index 307.42/100.00 228.94/168.17

Size and Liquidity Requirements

Full MCap of at least 500 mln USD. Three months average-daily-trading volume of at least 1 mln USD at a review and also at the previous two reviews. At least 250,000 shares traded per month over the last six months at a review and also at the previous two reviews.

Universe

Companies generate at least 50% of their revenue from robotics, manufacturing automation equipment, 3D printing solutions, or computer-aided design software.

Diversification

Company weightings are capped at 8%.

Review

Semi-annual in June and December.

Index Data

INDEX PARAMETERS

Launch Date	12 Apr 2022	Components	54
Type	Sector	Volatility (250 days)	24.58
Currency	USD	Full MCap bn USD	1,431.71
Base Date	30 Dec 2016	Float MCap bn USD	1,097.29
Base Value	100.00	Correlation* (250 days)	0.76

* Indxx Global Robotics & Artificial Intelligence Thematic * as of 31 Mar 2025

FUNDAMENTALS*

Price/Earnings Trailing	-36.69
Price/Book	2.90
Price/Sales	3.07
Price/Cash Flow	22.08
Dividend Yield	0.76

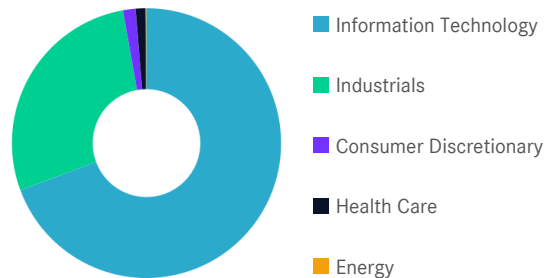
ANNUALISED PERFORMANCE*

1 Month	-9.04%
1 Year	-10.49%
3 Years	-2.06%
5 Years	4.79%
Since Inception	7.56%

* Total Return Net Index

Sector Weightings

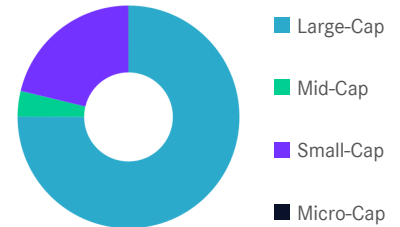
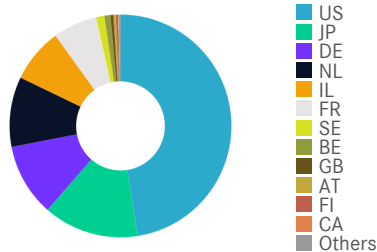
Sector	Count	Weight
Information Technology	35	69.32%
Industrials	16	27.87%
Consumer Discretionary	1	1.51%
Health Care	1	1.19%
Energy	1	0.11%



BlueStar® Global Robotics & 3D Printing Index

Country and Size Weightings

Country	Count	Weight
United States	20	47.55%
Japan	15	13.87%
Germany	2	10.54%
Netherlands	3	10.19%
Israel	4	7.90%
France	1	6.44%
Sweden	1	1.19%
Belgium	1	0.87%
United Kingdom	2	0.45%
Austria	1	0.34%
Finland	1	0.31%
Canada	1	0.15%
Others	2	0.21%



Size	Count	Weight
Large-Cap (> 6 bn)	28	75.05%
Mid-Cap (1.5 bn - 6 bn)	19	3.72%
Small-Cap (0.2 bn - 1.5 bn)	7	21.23%
Micro-Cap (0.0 bn - 0.2 bn)	0	0.00%

Index Components

Top Components by Weight	Country	Weight	Best Performing Components	YTD	1 Day
ASML HOLDING NV-NY REG SHS	NL	8.68%	CAMTEK LTD	-20.80%	6.28%
SIEMENS AG	DE	8.54%	LAM RESEARCH CORP	-7.35%	5.12%
AUTODESK INC	US	8.11%	ONTO INNOVATION INC	-28.01%	5.06%
PROTO LABS INC	US	7.18%	NOVA LTD	-7.66%	4.44%
DASSAULT SYSTEMES SA	FR	6.44%	YASKAWA ELECTRIC CORP ORD	-24.70%	4.41%
STRATASYS LTD	IL	5.39%			
ANSYS INC	US	4.92%			
APPLIED MATERIALS INC	US	4.91%	Worst Performing Components	YTD	1 Day
3D SYSTEMS CORP	US	4.41%	DISCO CORP ORD	-29.84%	-1.57%
KEYENCE CORP ORD	JP	4.34%	SCREEN HOLDINGS CO LTD	6.59%	-1.48%
KLA CORP	US	3.91%	OCEANEERING INTL INC	-33.78%	-0.63%
LAM RESEARCH CORP	US	3.81%	BE SEMICONDUCTOR INDUSTRIES NV	-22.16%	-0.29%
Subtotal		70.65%	AZBIL (YAMATAKE) CORP ORD	6.44%	-0.14%

Symbols

	Symbol	ISIN	WKN	Sedol	Bloomberg	Reuters	Telekurs
Price Return	BRB3D	DE000SLOFTM8	SLOFTM	BNNMYV2	BRB3D	.BRB3D	118373761
Total Return Net	BRB3DNTR	DE000SLOFTN6	SLOFTN	BNNMYW3	BRB3DNTR	.BRB3DNTR	118373763
Total Return Gross	BRB3DTR	DE000SLOFTP1	SLOFTP	BNNMYX4	BRB3DTR	.BRB3DTR	118373764

BlueStar® Global Robotics & 3D Printing Index

For further information visit www.marketvector.com

Nothing on this factsheet shall be considered a solicitation to buy or an offer to sell a security, or any other product or service, to any person in any jurisdiction where such offer, solicitation, purchase or sale would be unlawful under the laws of such jurisdiction. Neither MarketVector Indexes GmbH nor any of its licensors makes any warranties or representations, express or implied, to the user with respect to any of the data contained herein. The data is provided for informational purposes only, and the Company shall not be responsible or liable for the accuracy, usefulness or availability of any information transmitted or made available through it. The MarketVector™ family of indexes (MarketVector™, Bluestar®, MVIS®) is protected through various intellectual property rights and unfair competition and misappropriation laws. MVIS® is a registered trademark of Van Eck Associates Corporation that has been licensed to MarketVector Indexes GmbH. MarketVector™ and MarketVector Indexes™ are pending trademarks of Van Eck Associates Corporation. BlueStar®, BlueStar Indexes®, BIGI® and BIGITech® are trademarks of MarketVector Indexes GmbH. You require a licence to launch any product whose performance is linked to the value of a particular MarketVector™ Index and for all use of the MarketVector™ name or name of the MarketVector™ Index in the marketing of the product.