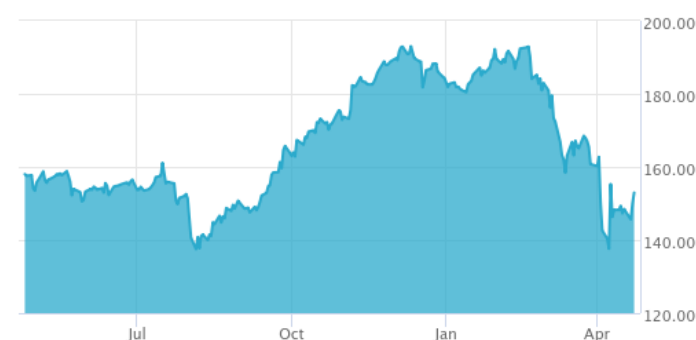


BlueStar® Travel and Vacation Index

The BlueStar® Travel and Vacation Index (BTOUR) tracks the performance of the largest and most liquid US Exchange-listed companies in the travel and vacation industries. This is a modified market cap-weighted index, and only includes companies that generate at least 50% of their revenue from travel and vacation products and services, such as hotel accommodations, commercial airlines, casino resorts, hotel time shares, or cruises, amongst other types of services.

Key Features



Index 193.02/62.04 193.02/137.53

Size and Liquidity Requirements

Full MCap of at least 1 bln USD. Three month average-daily-trading volume of at least 2 mln USD at a review and also at the previous two reviews. At least 250,000 shares traded per month over the last six months at a review and also at the previous two reviews.

Universe

US-listed stocks of companies that, according to MarketVector Indexes, are "Travel and Vacation" companies.

Diversification

Company weightings are capped at 5%.

Review

Semi-annual in June and December.

Index Data

INDEX PARAMETERS

Launch Date	17 May 2021	Components	50
Type	Sector	Volatility (250 days)	25.95
Currency	USD	Full MCap bn USD	981.09
Base Date	31 Dec 2015	Float MCap bn USD	696.74
Base Value	100.00	Correlation* (250 days)	0.86

* MSCI World Hotels Restaurants & Leisure

FUNDAMENTALS*

Price/Earnings Trailing	24.52
Price/Book	3.82
Price/Sales	1.45
Price/Cash Flow	9.72
Dividend Yield	1.24

* as of 31 Mar 2025

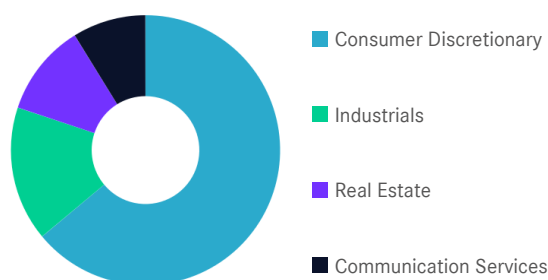
ANNUALISED PERFORMANCE*

1 Month	-7.36%
1 Year	-3.40%
3 Years	0.93%
5 Years	13.83%
Since Inception	4.67%

* Total Return Net Index

Sector Weightings

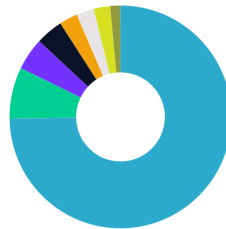
Sector	Count	Weight
Consumer Discretionary	30	63.95%
Industrials	10	16.18%
Real Estate	7	11.07%
Communication Services	3	8.81%



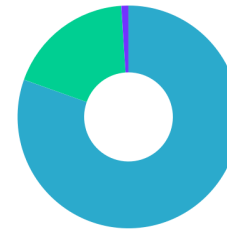
BlueStar® Travel and Vacation Index

Country and Size Weightings

Country	Count	Weight
United States	39	74.79%
Cayman Islands	3	7.44%
Liberia	1	4.67%
Panama	2	3.99%
Ireland	1	2.67%
Bermuda	2	2.56%
United Kingdom	1	2.39%
Mauritius	1	1.49%



US
 KY
 LR
 PA
 IE
 BM
 GB
 MU



Large-Cap
 Mid-Cap
 Small-Cap
 Micro-Cap

Size	Count	Weight
Large-Cap (> 6 bn)	28	80.44%
Mid-Cap (1.5 bn - 6 bn)	20	18.52%
Small-Cap (0.2 bn - 1.5 bn)	2	1.04%
Micro-Cap (0.0 bn - 0.2 bn)	0	0.00%

Index Components

Top Components by Weight	Country	Weight	Best Performing Components	YTD	1 Day
BOOKING HOLDINGS INC	US	5.63%	ALLEGiant TRAVEL CO	-51.54%	9.32%
AIRBNB INC	US	5.37%	JETBLUE AIRWAYS CORP	-50.64%	5.72%
HILTON WORLDWIDE HOLDINGS INC	US	5.28%	VIKING HOLDINGS LTD	-9.80%	4.58%
TRIP.COM GROUP LTD	KY	5.02%	MARRIOTT INTERNATIONAL -CL A	-17.43%	4.17%
MARRIOTT INTERNATIONAL -CL A	US	4.96%	ROYAL CARIBBEAN CRUISES LTD	-9.74%	3.92%
WALT DISNEY CO/THE	US	4.80%			
ROYAL CARIBBEAN CRUISES LTD	LR	4.67%			
VICI PROPERTIES INC	US	3.75%			
DELTA AIR LINES	US	3.55%			
LIVE NATION ENTERTAINMENT IN	US	3.12%			
CARNIVAL CORP	PA	2.98%			
EXPEDIA GROUP INC	US	2.94%			
Subtotal		52.09%			
			Worst Performing Components	YTD	1 Day
			SUNSTONE HOTEL INVESTORS INC	-31.53%	-2.07%
			UNITED PARKS & RESORTS INC	-21.23%	-1.67%
			MAKEMYTRIP LTD	-8.15%	-0.98%
			VICI PROPERTIES INC	13.53%	-0.76%
			APPLE HOSPITALITY REIT INC	-21.96%	-0.42%

Symbols

	Symbol	ISIN	WKN	Sedol	Bloomberg	Reuters	Telekurs
Price Return	BTour	DE000A3CNZ11	A3CNZ1	BMGH5Y7	BTour	.BTour	111419582
Total Return Net	BTourNTR	DE000A3CLJ88	A3CLJ8	BLNPNN2	BTourNTR	.BTourNTR	57061628
Total Return Gross	BTourTR	DE000A2QN6Y5	A2QN6Y	BLH1XJ2	BTourTR	.BTourTR	59918167

BlueStar® Travel and Vacation Index

For further information visit www.marketvector.com

Nothing on this factsheet shall be considered a solicitation to buy or an offer to sell a security, or any other product or service, to any person in any jurisdiction where such offer, solicitation, purchase or sale would be unlawful under the laws of such jurisdiction. Neither MarketVector Indexes GmbH nor any of its licensors makes any warranties or representations, express or implied, to the user with respect to any of the data contained herein. The data is provided for informational purposes only, and the Company shall not be responsible or liable for the accuracy, usefulness or availability of any information transmitted or made available through it. The MarketVector™ family of indexes (MarketVector™, Bluestar®, MVIS®) is protected through various intellectual property rights and unfair competition and misappropriation laws. MVIS® is a registered trademark of Van Eck Associates Corporation that has been licensed to MarketVector Indexes GmbH. MarketVector™ and MarketVector Indexes™ are pending trademarks of Van Eck Associates Corporation. BlueStar®, BlueStar Indexes®, BIGI® and BIGITech® are trademarks of MarketVector Indexes GmbH. You require a licence to launch any product whose performance is linked to the value of a particular MarketVector™ Index and for all use of the MarketVector™ name or name of the MarketVector™ Index in the marketing of the product.