

BlueStar® Global Online Gambling, Video Gaming and eSports Index

The BlueStar® Global Online Gambling, Video Gaming, and eSports Index (BVGOG) tracks the performance of the largest and most liquid companies involved in the online gambling, video gaming and eSports industries. This is a modified market cap-weighted index, and only includes companies that generate at least 50% of their revenue from online gambling, video gaming and/or eSports. BVGOG covers at least 90% of the investable universe of each the online gambling and video gaming/eSports segments.

Key Features



Index 119.47/57.26 119.47/82.38

Size and Liquidity Requirements

Full MCap of at least 150 mln USD. Three months average-daily-trading volume of at least 1 mln USD at a review and also at the previous two reviews. At least 250,000 shares traded per month over the last six months at a review and also at the previous two reviews.

Universe

Companies have to generate at least 50% revenues from online gambling, video gaming and esports segments.

Diversification

Company weightings are capped at 8%.

Review

Quarterly.

Index Data

INDEX PARAMETERS

Launch Date	25 Mar 2022	Components	43
Type	Sector	Volatility (250 days)	18.99
Currency	USD	Full MCap bn USD	1,179.74
Base Date	31 Dec 2020	Float MCap bn USD	794.75
Base Value	100.00	Correlation* (250 days)	0.86

* MVIS Global Video Gaming & eSports Index

FUNDAMENTALS*

Price/Earnings Trailing	-1,250.20
Price/Book	3.70
Price/Sales	2.59
Price/Cash Flow	16.18
Dividend Yield	1.23

* as of 31 Mar 2025

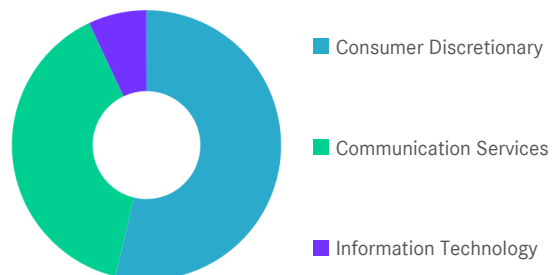
ANNUALISED PERFORMANCE*

1 Month	-1.22%
1 Year	28.48%
3 Years	14.22%
5 Years	-
Since Inception	1.55%

* Total Return Net Index

Sector Weightings

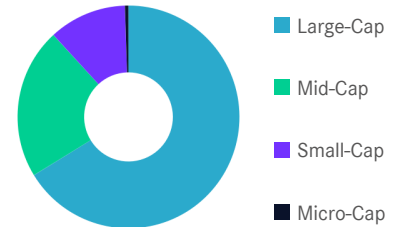
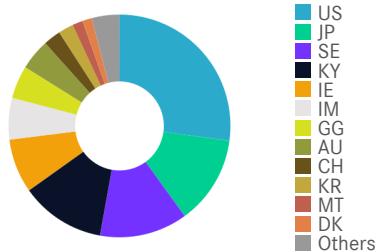
Sector	Count	Weight
Consumer Discretionary	19	53.74%
Communication Services	21	39.26%
Information Technology	3	7.00%



BlueStar® Global Online Gambling, Video Gaming and eSports Index

Country and Size Weightings

Country	Count	Weight
United States	10	27.13%
Japan	7	12.87%
Sweden	4	12.82%
Cayman Islands	4	12.37%
Ireland	1	7.84%
Isle of Man	2	6.04%
Guernsey	2	4.78%
Australia	3	4.48%
Switzerland	1	2.56%
South Korea	2	2.18%
Malta	1	1.55%
Denmark	1	1.35%
Others	5	4.04%



Size	Count	Weight
Large-Cap (> 6 bn)	20	66.26%
Mid-Cap (1.5 bn - 6 bn)	13	21.92%
Small-Cap (0.2 bn - 1.5 bn)	9	11.31%
Micro-Cap (0.0 bn - 0.2 bn)	1	0.52%

Index Components

Top Components by Weight	Country	Weight	Best Performing Components	YTD	1 Day
EVOLUTION AB	SE	8.47%	APPLOVIN CORP	-22.07%	6.16%
FLUTTER ENTERTAINMENT PLC	IE	7.84%	UBISOFT ENTERTAINMENT	-15.02%	5.08%
TENCENT HOLDINGS LTD	KY	7.33%	EVOKE PLC	-15.07%	4.76%
DRAFTKINGS INC	US	6.97%	ARISTOCRAT LEISURE LTD	-2.78%	4.70%
APPLOVIN CORP	US	5.09%	NCSOFT CORP ORD	-19.07%	4.37%
NINTENDO CO LTD	JP	4.69%			
NETEASE INC-ADR	KY	3.27%			
ROBLOX CORP	US	3.26%	Worst Performing Components	YTD	1 Day
ENTAIN PLC	IM	3.09%	SPORTRADAR GROUP AG-A	33.30%	-7.69%
PLAYTECH PLC	IM	2.95%	SKILLZ INC	-9.15%	-2.97%
SPORTRADAR GROUP AG-A	CH	2.56%	GAMESTOP CORP	-13.47%	-2.45%
GENIUS SPORTS LTD	GG	2.48%	KONAMI GROUP CORP	47.65%	-2.02%
Subtotal		58.00%	KRAFTON INC	23.79%	-1.50%

Symbols

	Symbol	ISIN	WKN	Sedol	Bloomberg	Reuters	Telekurs
Price Return	BVGOG	DE000SLOFF1	SLOFF1	BMFT5B1	BVGOG	.BVGOG	117779218
Total Return Net	BVGOGNTR	DE000SLOFFG9	SLOFFG	BMFT5C2	BVGOGNTR	.BVGOGNTR	117779221
Total Return Gross	BVGOGTR	DE000SLOFFH7	SLOFFH	BMFT5D3	BVGOGTR	.BVGOGTR	117779223

BlueStar® Global Online Gambling, Video Gaming and eSports Index

For further information visit www.marketvector.com

Nothing on this factsheet shall be considered a solicitation to buy or an offer to sell a security, or any other product or service, to any person in any jurisdiction where such offer, solicitation, purchase or sale would be unlawful under the laws of such jurisdiction. Neither MarketVector Indexes GmbH nor any of its licensors makes any warranties or representations, express or implied, to the user with respect to any of the data contained herein. The data is provided for informational purposes only, and the Company shall not be responsible or liable for the accuracy, usefulness or availability of any information transmitted or made available through it. The MarketVector™ family of indexes (MarketVector™, Bluestar®, MVIS®) is protected through various intellectual property rights and unfair competition and misappropriation laws. MVIS® is a registered trademark of Van Eck Associates Corporation that has been licensed to MarketVector Indexes GmbH. MarketVector™ and MarketVector Indexes™ are pending trademarks of Van Eck Associates Corporation. BlueStar®, BlueStar Indexes®, BIGI® and BIGITech® are trademarks of MarketVector Indexes GmbH. You require a licence to launch any product whose performance is linked to the value of a particular MarketVector™ Index and for all use of the MarketVector™ name or name of the MarketVector™ Index in the marketing of the product.