

BlueStar® Wind Energy Industry Index

The BlueStar® Wind Energy Industry Index tracks the performance of the largest and most liquid companies in the global wind energy industry. This is a modified market cap-weighted index, and only includes companies that generate at least 50% of their revenue, operating assets, or real estate assets from wind technology, wind farm operations, or wind farm construction services.

Key Features

Size and Liquidity Requirements

Full MCap of at least 250 mln USD. Three month average-daily-trading volume of at least 500,000 USD at a review and also at the previous two reviews. At least 250,000 shares traded per month over the last six months at a review and also at the previous two reviews.

Universe

Companies have to derive 50% or revenue or operating assets from the generation of or technologies used in the generation of wind energy.

Diversification

Company weightings are capped at 8%.

Review

Semi-annual in June and December.



Index 362.04/96.56 207.41/150.60

Index Data

INDEX PARAMETERS

Launch Date	23 Mar 2021	Components	21
Type	Sector	Volatility (250 days)	20.89
Currency	USD	Full MCap bn USD	74.90
Base Date	31 Dec 2014	Float MCap bn USD	40.67
Base Value	100.00	Correlation* (250 days)	0.00

* -

FUNDAMENTALS*

Price/Earnings Trailing	26.12
Price/Book	1.30
Price/Sales	1.41
Price/Cash Flow	5.71
Dividend Yield	2.72

* as of 31 Mar 2025

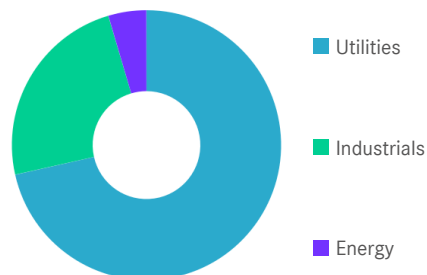
ANNUALISED PERFORMANCE*

1 Month	-1.63%
1 Year	-4.44%
3 Years	-12.67%
5 Years	1.70%
Since Inception	5.38%

* Total Return Net Index

Sector Weightings

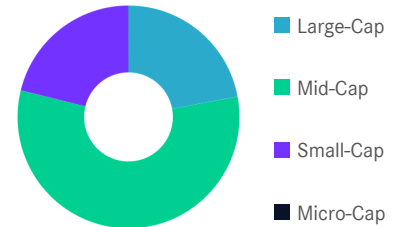
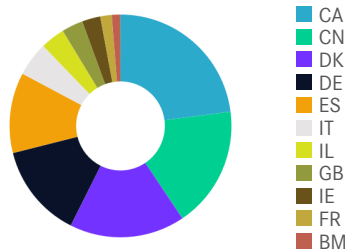
Sector	Count	Weight
Utilities	15	71.50%
Industrials	5	23.93%
Energy	1	4.58%



BlueStar® Wind Energy Industry Index

Country and Size Weightings

Country	Count	Weight
Canada	3	22.96%
China	4	17.62%
Denmark	3	16.82%
Germany	3	13.69%
Spain	2	11.69%
Italy	1	4.95%
Israel	1	3.55%
United Kingdom	1	3.11%
Ireland	1	2.69%
France	1	1.66%
Bermuda	1	1.26%



Size	Count	Weight
Large-Cap (> 6 bn)	3	22.07%
Mid-Cap (1.5 bn - 6 bn)	10	56.77%
Small-Cap (0.2 bn - 1.5 bn)	8	21.16%
Micro-Cap (0.0 bn - 0.2 bn)	0	0.00%

Index Components

Top Components by Weight	Country	Weight	Best Performing Components	YTD	1 Day
NORDEX SE	DE	9.17%	XINJIANG GOLDWIND SCIENCE & TECHNOLO	-29.74%	2.90%
NORTHLAND POWER INC	CA	8.50%	CONCORD NEW ENERGY GROUP LTD	-8.72%	2.18%
VESTAS WIND SYSTEMS A/S	DK	8.09%	CHINA LONGYUAN POWER GROUP-H	-0.51%	2.05%
INNERGEX RENEWABLE ENERGY INC	CA	7.38%	VOLTALIA SA	8.47%	1.83%
EDP RENOVAVEIS SA	ES	7.24%	ENERGIX-RENEWABLE ENERGIES LTD	-11.91%	1.03%
BORALEX INC -A	CA	7.08%			
ORSTED A/S	DK	6.75%			
CHINA LONGYUAN POWER GROUP-H	CN	6.59%			
ERG SPA	IT	4.95%			
CHINA SUNTIEN GREEN ENERGY-H	CN	4.58%			
CORP ACCIONA ENERGIAS RENOVA	ES	4.45%			
CHINA DATANG CORP RENEWABL-H	CN	3.91%			
Subtotal		78.68%			
			Worst Performing Components	YTD	1 Day
			ORSTED A/S	-11.20%	-4.77%
			RENEW ENERGY GLOBAL PLC CLASS A	-7.17%	-1.40%
			CORP ACCIONA ENERGIAS RENOVA	-1.78%	-0.93%
			ENERGIEKONTOR AG	-3.55%	-0.89%
			PNE AG	48.98%	-0.72%

Symbols

	Symbol	ISIN	WKN	Sedol	Bloomberg	Reuters	Telekurs
Price Return	BWIND	DE000SLOCRN7	SLOCRN	BKPKKX7	BWIND	.BWIND	110078725
Total Return Net	BWINDNTR	DE000SLOCRP2	SLOCRP	BKPKKY8	BWINDNTR	.BWINDNTR	110078726
Total Return Gross	-	-	-	-	-	-	-

BlueStar® Wind Energy Industry Index

For further information visit www.marketvector.com

Nothing on this factsheet shall be considered a solicitation to buy or an offer to sell a security, or any other product or service, to any person in any jurisdiction where such offer, solicitation, purchase or sale would be unlawful under the laws of such jurisdiction. Neither MarketVector Indexes GmbH nor any of its licensors makes any warranties or representations, express or implied, to the user with respect to any of the data contained herein. The data is provided for informational purposes only, and the Company shall not be responsible or liable for the accuracy, usefulness or availability of any information transmitted or made available through it. The MarketVector™ family of indexes (MarketVector™, Bluestar®, MVIS®) is protected through various intellectual property rights and unfair competition and misappropriation laws. MVIS® is a registered trademark of Van Eck Associates Corporation that has been licensed to MarketVector Indexes GmbH. MarketVector™ and MarketVector Indexes™ are pending trademarks of Van Eck Associates Corporation. BlueStar®, BlueStar Indexes®, BIGI® and BIGITech® are trademarks of MarketVector Indexes GmbH. You require a licence to launch any product whose performance is linked to the value of a particular MarketVector™ Index and for all use of the MarketVector™ name or name of the MarketVector™ Index in the marketing of the product.