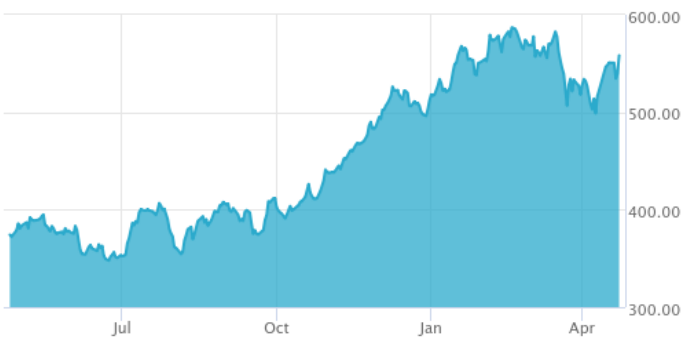


BlueStar® Israel Domestic Exposure Index

The BlueStar® Israel Domestic Exposure Index (IDEI) tracks the performance of the largest and most liquid Israeli equities. The index considers all components of the BlueStar Israel Global Total Investable Market index that generate at least 70% of their revenue from within Israel.

Key Features



All Time High/Low	52-Week High/Low
586.75/100.00	586.75/347.82

Size and Liquidity Requirements

Full MCap of at least 150 mln USD. Three month average-daily-trading volume of at least 1 mln USD at a review and also at the previous two reviews. At least 250,000 shares traded per month over the last six months at a review and also at the previous two reviews.

Pure-Play

Index includes non-local companies.

Diversification

Company weightings are capped at 7%.

Review

Semiannual in June and December.

Index Data

INDEX PARAMETERS		FUNDAMENTALS*		ANNUALISED PERFORMANCE*			
Launch Date	29 Jan 2016	Components	64	Price/Earnings Trailing	10.55	1 Month	10.16%
Type	Country	Volatility (250 days)	25.27	Price/Book	1.45	1 Year	46.72%
Currency	USD	Full MCap bn USD	165.39	Price/Sales	0.76	3 Years	1.72%
Base Date	30 Dec 2008	Float MCap bn USD	85.08	Price/Cash Flow	4.84	5 Years	15.17%
Base Value	100.00	Correlation* (250 days)	0.66	Dividend Yield	3.31	Since Inception	11.11%

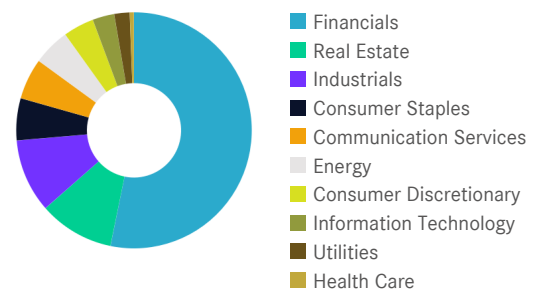
* MSCI Daily TR Gross Israel USD

* as of 31 Mar 2025

* Total Return Net Index

Sector Weightings

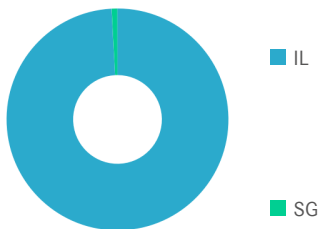

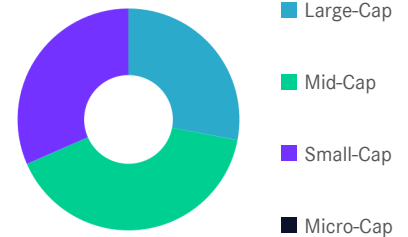
Sector	Count	Weight	Count*	Weight*	Difference
Financials	16	53.22%	16	53.68%	-0.45%
Real Estate	15	10.33%	15	10.41%	-0.09%
Industrials	8	10.10%	8	10.18%	-0.09%
Consumer Staples	4	5.76%	4	5.81%	-0.05%
Communication Services	4	5.61%	4	5.65%	-0.05%
Energy	5	5.06%	5	5.10%	-0.04%
Consumer Discretionary	5	4.25%	5	4.29%	-0.04%
Information Technology	3	2.98%	3	3.00%	-0.03%
Utilities	3	2.12%	2	1.29%	0.83%
Health Care	1	0.58%	1	0.58%	-0.00%



* represent hypothetical values obtained excluding non-local components

BlueStar® Israel Domestic Exposure Index

Country and Size Weightings

COUNTRY WEIGHTINGS EXCL. NON-LOCAL*

COUNTRY WEIGHTINGS INCL. NON-LOCAL*

SIZE WEIGHTINGS


Country	Count	Weight
Israel	63	99.16%
Singapore	1	0.84%

Country	Non-Local	Count	Weight
Israel	1	64	100.00%

Size	Count	Weight
Large-Cap (> 6 bn)	5	27.99%
Mid-Cap (1.5 bn - 6 bn)	24	40.45%
Small-Cap (0.2 bn - 1.5 bn)	35	31.56%
Micro-Cap (0.0 bn - 0.2 bn)	0	0.00%

*Companies incorporated outside of a certain region or country that generate at least 50.00% of their revenues (or, where applicable, have at least 50.00% of their assets) in that region or country.

Index Components

Top Components by Weight	Non-Local	Country	Weight	Best Performing Components	YTD	1 Day
BANK HAPOALIM BM ORD	-	IL	7.94%	SHIKUN & BINUI LTD ORD	-14.40%	8.48%
BANK LEUMI LE-ISRAEL ORD	-	IL	7.67%	ISRAEL CANADA T.R LTD	-11.84%	6.93%
MIZRAHI TEFAHOT BANK LTD ORD	-	IL	5.77%	ELECTRA CONSUMER PRODUCTS 1970 LTD	2.65%	6.72%
ISRAEL DISCOUNT BANK LTD ORD A	-	IL	5.15%	TEL AVIV STOCK EXCHANGE LTD	7.28%	6.18%
PHOENIX HOLDINGS LTD/THE	-	IL	4.90%	PROPERTY & BUILDING CORP. LTD.	6.54%	5.92%
HAREL INSUR INVEST & FINL SVCS ORD	-	IL	4.01%			
CLAL INSURANCE ENTERPRISES ORD	-	IL	3.53%	Worst Performing Components	YTD	1 Day
MIGDAL INSURANCE CO LTD ORD	-	IL	3.46%	ELCO LTD	10.35%	0.02%
EL AL ISRAEL AIRLINES	-	IL	2.75%	IDI INSURANCE	43.81%	0.27%
FIRST INTERNATIONAL BANK ISRAEL ORD5	-	IL	2.64%	ISRAMCO NEGEV 2 LP PTG CTF	16.20%	1.31%
MENORAH MIVTACHIM HOLDINGS L	-	IL	2.48%	B COMMUNICATIONS LTD	20.10%	1.49%
ELCO LTD	-	IL	2.16%	STRAUSS GROUP LTD ORD A	24.56%	1.53%
Subtotal			52.45%			

BlueStar[®] Israel Domestic Exposure Index

Symbols

	Symbol	ISIN	WKN	Sedol	Bloomberg	Reuters	Telekurs
Price Return	IDEI	DE000SLA12Q5	SLA12Q	BMGR4R3	IDEI	.IDEI	31651193
Total Return Net	IDEINTR	DE000SLA12R3	SLA12R	BQT1LX5	IDEINTR	.IDEINTR	111849714
Total Return Gross	IDEITR	DE000SLA12S1	SLA12S	BMGR4Q2	IDEITR	.IDEITR	31651194

For further information visit www.marketvector.com

Nothing on this factsheet shall be considered a solicitation to buy or an offer to sell a security, or any other product or service, to any person in any jurisdiction where such offer, solicitation, purchase or sale would be unlawful under the laws of such jurisdiction. Neither MarketVector Indexes GmbH nor any of its licensors makes any warranties or representations, express or implied, to the user with respect to any of the data contained herein. The data is provided for informational purposes only, and the Company shall not be responsible or liable for the accuracy, usefulness or availability of any information transmitted or made available through it. The MarketVector[™] family of indexes (MarketVector[™], BlueStar[®], MVIS[®]) is protected through various intellectual property rights and unfair competition and misappropriation laws. MVIS[®] is a registered trademark of Van Eck Associates Corporation that has been licensed to MarketVector Indexes GmbH. MarketVector[™] and MarketVector Indexes[™] are pending trademarks of Van Eck Associates Corporation. BlueStar[®], BlueStar Indexes[®], BIGI[®] and BIGITech[®] are trademarks of MarketVector Indexes GmbH. You require a licence to launch any product whose performance is linked to the value of a particular MarketVector[™] Index and for all use of the MarketVector[™] name or name of the MarketVector[™] Index in the marketing of the product.