

MarketVector™ Brazil Domestic Exposure (BRL) Index

The MarketVector™ Brazil Domestic Exposure index provides targeted exposure to Brazilian companies that derive a majority of their revenue from within Brazil. The index components are weighted by float-adjusted market capitalization with a tilt toward those with greater domestic revenue exposure.

Key Features



All Time High/Low	52-Week High/Low
2,206.63/708.41	1,787.69/1,419.09

Size and Liquidity Requirements

Full MCap of at least 150 mln USD. Three month average-daily-trading volume of at least 5.0 mln USD at a review and also at the previous two reviews. At least 250,000 shares traded per month over the last six months at a review and also at the previous two reviews.

Pure-Play

Index includes non-local companies.

Diversification

Company weightings are capped at 8% with fundamental factors blend.

Review

Semiannual in March and September.

Index Data

INDEX PARAMETERS		FUNDAMENTALS*		ANNUALISED PERFORMANCE*			
Launch Date	05 Jul 2022	Components	91	Price/Earnings Trailing	22.09	1 Month	3.07%
Type	Country	Volatility (250 days)	17.35	Price/Book	1.28	1 Year	1.54%
Currency	BRL	Full MCap bn USD	3,127.23	Price/Sales	0.57	3 Years	-0.61%
Base Date	31 Dec 2013	Float MCap bn USD	1,877.72	Price/Cash Flow	3.44	5 Years	1.73%
Base Value	1,000.00	Correlation* (250 days)	0.89	Dividend Yield	4.57	Since Inception	4.39%

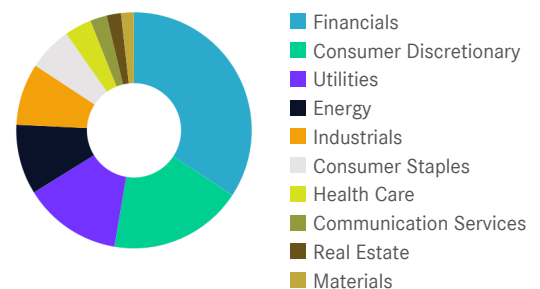
* MVIS Brazil Index

* as of 31 Mar 2025

* Total Return Net Index

Sector Weightings

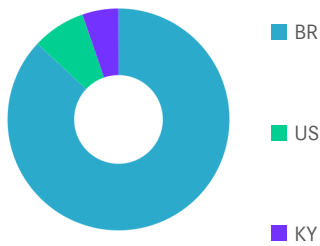
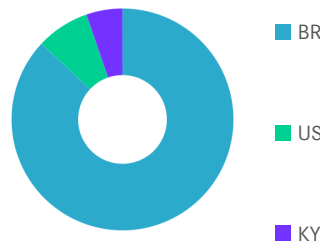
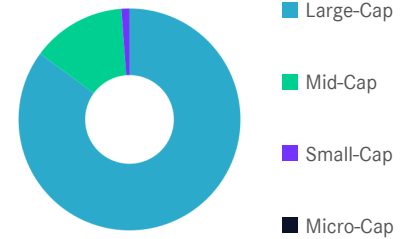
Sector	Count	Weight	Count*	Weight*	Difference
Financials	15	33.73%	15	33.73%	-0.00%
Consumer Discretionary	20	18.09%	20	18.09%	-0.00%
Utilities	15	13.30%	15	13.30%	-0.00%
Energy	5	9.44%	5	9.44%	-0.00%
Industrials	12	8.34%	12	8.34%	-0.00%
Consumer Staples	6	5.92%	6	5.92%	-0.00%
Health Care	5	3.63%	5	3.63%	-0.00%
Communication Services	2	2.26%	2	2.26%	0.00%
Real Estate	4	1.95%	4	1.95%	0.00%
Materials	4	1.74%	4	1.74%	0.00%



* represent hypothetical values obtained excluding non-local components

MarketVector™ Brazil Domestic Exposure (BRL) Index

Country and Size Weightings

COUNTRY WEIGHTINGS EXCL. NON-LOCAL*

COUNTRY WEIGHTINGS INCL. NON-LOCAL*

SIZE WEIGHTINGS


Country	Count	Weight
Brazil	89	86.97%
United States	1	7.75%
Cayman Islands	1	5.28%

Country	Non-Local	Count	Weight
Brazil	0	89	86.97%
United States	0	1	7.75%
Cayman Islands	0	1	5.28%

Size	Count	Weight
Large-Cap (> 6 bn)	57	85.09%
Mid-Cap (1.5 bn - 6 bn)	31	13.74%
Small-Cap (0.2 bn - 1.5 bn)	3	1.16%
Micro-Cap (0.0 bn - 0.2 bn)	0	0.00%

*Companies incorporated outside of a certain region or country that generate at least 50.00% of their revenues (or, where applicable, have at least 50.00% of their assets) in that region or country.

Index Components

Top Components by Weight	Non-Local	Country	Weight	Best Performing Components	YTD	1 Day
MERCADOLIBRE INC-BDR	-	US	7.75%	ONCOCLINICAS DO BRASIL SERVI	173.59%	8.98%
ITAU UNIBANCO HLDG (MULTIPL0) PFD	-	BR	7.39%	USINAS SIDER MINAS GER-PF A	23.81%	7.41%
PETROLEO BRASILEIRO SA PETROBRAS	-	BR	6.00%	CVC BRASIL OPERADORA E AGENCIA	83.21%	7.01%
NU HOLDINGS LTD	-	KY	5.28%	NEOENERGIA SA	24.97%	6.56%
BANCO DO BRASIL S.A.	-	BR	4.96%	LOCAWEB SERVICOS DE INTERNET	21.25%	6.49%
BANCO BRADESCO SA ORD PFD	-	BR	4.38%			
BANCO SANTANDER BRASIL SA UNITS	-	BR	2.26%			
BANCO BTG PACTUAL SA-UNIT	-	BR	2.25%	Worst Performing Components	YTD	1 Day
VIBRA ENERGIA SA	-	BR	2.10%	COGNA EDUCACAO	137.92%	-7.12%
CENTRAIS ELETRICAS BRASILIER	-	BR	2.08%	MAGAZINE LUIZA SA	59.26%	-4.94%
ITAUSA-INVESTIMENTOS ITAU-PR	-	BR	2.02%	YDUQS PART	76.79%	-4.52%
LOCALIZA RENT A CAR SA	-	BR	1.86%	PETRORECONCAVO SA	-7.22%	-1.59%
Subtotal			48.31%	EZ TEC EMPREENDIMENTOS E PARTICIPACO	46.28%	-1.22%

MarketVector™ Brazil Domestic Exposure (BRL) Index

Symbols

	Symbol	ISIN	WKN	Sedol	Bloomberg	Reuters	Telekurs
Price Return	MVBRDE	DE000SL0F9C5	SL0F9C	BPW93S8	MVBRDE	.MVBRDE	120091680
Total Return Net	MVBRDETR	DE000SL0F9D3	SL0F9D	BPW93T9	MVBRDETR	.MVBRDETR	120091755
Total Return Gross	-	-	-	-	-	-	-

For further information visit www.marketvector.com

Nothing on this factsheet shall be considered a solicitation to buy or an offer to sell a security, or any other product or service, to any person in any jurisdiction where such offer, solicitation, purchase or sale would be unlawful under the laws of such jurisdiction. Neither MarketVector Indexes GmbH nor any of its licensors makes any warranties or representations, express or implied, to the user with respect to any of the data contained herein. The data is provided for informational purposes only, and the Company shall not be responsible or liable for the accuracy, usefulness or availability of any information transmitted or made available through it. The MarketVector™ family of indexes (MarketVector™, Bluestar®, MVIS®) is protected through various intellectual property rights and unfair competition and misappropriation laws. MVIS® is a registered trademark of Van Eck Associates Corporation that has been licensed to MarketVector Indexes GmbH. MarketVector™ and MarketVector Indexes™ are pending trademarks of Van Eck Associates Corporation. BlueStar®, BlueStar Indexes®, BIGI® and BIGITech® are trademarks of MarketVector Indexes GmbH. You require a licence to launch any product whose performance is linked to the value of a particular MarketVector™ Index and for all use of the MarketVector™ name or name of the MarketVector™ Index in the marketing of the product.