

MVIS® Global Digital Assets Equity Index

The MVIS® Global Digital Assets Equity Index (MVDAPP) tracks the performance of the largest and most liquid companies in the digital assets industry. This is a modified market cap-weighted index, and only includes companies that generate at least 50% of their revenue from digital asset services and products, such as exchanges, payment gateways, mining operations, software services, equipment and technology, digital asset infrastructure, or the facilitation of commerce with the use of digital assets. MVDAPP covers at least 90% of the investable universe.

Key Features



Index 1,246.11/89.07 676.38/281.87

Size and Liquidity Requirements

Full MCap of at least 150 mln USD. Three month average-daily-trading volume of at least 1 mln USD at a review and also at the previous two reviews. At least 250,000 shares traded per month over the last six months at a review and also at the previous two reviews.

Pure-Play

Companies have to generate at least 50% revenues from digital assets or related industries.

Diversification

Company weightings are capped at 8%.

Review

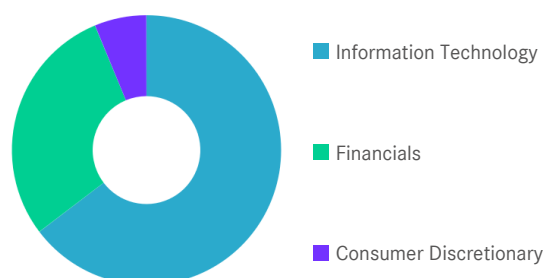
Quarterly.

Index Data

INDEX PARAMETERS				FUNDAMENTALS*		ANNUALISED PERFORMANCE*	
Launch Date	08 Mar 2021	Components	20	Price/Earnings Trailing	-27.56	1 Month	42.04%
Type	Sector	Volatility (250 days)	71.92	Price/Book	1.82	1 Year	26.45%
Currency	USD	Full MCap bn USD	201.31	Price/Sales	4.51	3 Years	5.41%
Base Date	26 Feb 2021	Float MCap bn USD	159.47	Price/Cash Flow	15.19	5 Years	-
Base Value	1,000.00	Correlation* (250 days)	-0.07	Dividend Yield	0.00	Since Inception	-19.61%
* FactSet Global Fintech Index				* as of 30 Apr 2025		* Total Return Net Index	

Sector Weightings

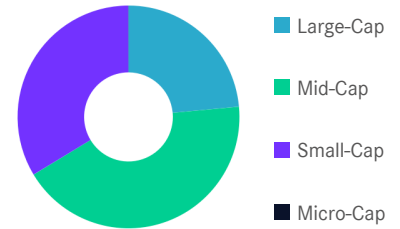
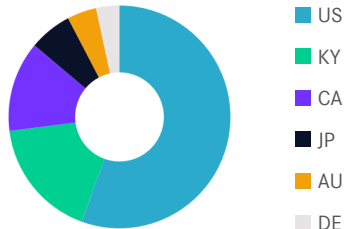
Sector	Count	Weight
Information Technology	14	64.66%
Financials	5	29.11%
Consumer Discretionary	1	6.24%



MVIS® Global Digital Assets Equity Index

Country and Size Weightings

Country	Count	Weight
United States	10	55.55%
Cayman Islands	4	17.43%
Canada	3	13.12%
Japan	1	6.24%
Australia	1	4.27%
Germany	1	3.39%



Size	Count	Weight
Large-Cap (> 6 bn)	3	23.54%
Mid-Cap (1.5 bn - 6 bn)	8	42.80%
Small-Cap (0.2 bn - 1.5 bn)	9	33.66%
Micro-Cap (0.0 bn - 0.2 bn)	0	0.00%

Index Components

Top Components by Weight	Country	Weight	Best Performing Components	YTD	1 Day
MICROSTRATEGY INC-CL A	US	10.80%	BITDEER TECHNOLOGIES GROUP	-37.52%	19.30%
COINBASE GLOBAL INC -CLASS A	US	7.37%	HUT 8 MINING CORP	-30.84%	11.93%
GALAXY DIGITAL HOLDINGS LTD	KY	6.31%	TERAWULF INC	-41.70%	8.20%
METAPLANET INC	JP	6.24%	CLEANSARK INC	-5.75%	8.09%
MARATHON DIGITAL HOLDINGS INC	US	6.06%	RIOT PLATFORMS INC	-17.34%	7.65%
DEFI TECHNOLOGIES	CA	6.06%			
CORE SCIENTIFIC INC	US	5.42%			
BLOCK INC	US	5.37%			
RIOT PLATFORMS INC	US	5.06%			
BITDEER TECHNOLOGIES GROUP	KY	4.87%			
CLEANSARK INC	US	4.58%			
HUT 8 MINING CORP	CA	4.49%			
Subtotal		72.62%			

Worst Performing Components	YTD	1 Day
DEFI TECHNOLOGIES	0.00%	0.00%
OSL GROUP LTD	39.90%	0.73%
NORTHERN DATA AG	-40.08%	0.94%
CIPHER MINING INC	-32.76%	3.31%
BIT DIGITAL INC	-29.01%	3.48%

Symbols

	Symbol	ISIN	WKN	Sedol	Bloomberg	Reuters	Telekurs
Price Return	MVDAPP	DE000SL0C6U6	SL0C6U	BMV3670	MVDAPP	.MVDAPP	110355581
Total Return Net	MVDAPPTR	DE000SL0C6V4	SL0C6V	BMV3681	MVDAPPTR	.MVDAPPTR	110355582
Total Return Gross	-	-	-	-	-	-	-

MVIS® Global Digital Assets Equity Index

For further information visit www.marketvector.com

Nothing on this factsheet shall be considered a solicitation to buy or an offer to sell a security, or any other product or service, to any person in any jurisdiction where such offer, solicitation, purchase or sale would be unlawful under the laws of such jurisdiction. Neither MarketVector Indexes GmbH nor any of its licensors makes any warranties or representations, express or implied, to the user with respect to any of the data contained herein. The data is provided for informational purposes only, and the Company shall not be responsible or liable for the accuracy, usefulness or availability of any information transmitted or made available through it. The MarketVector™ family of indexes (MarketVector™, Bluestar®, MVIS®) is protected through various intellectual property rights and unfair competition and misappropriation laws. MVIS® is a registered trademark of Van Eck Associates Corporation that has been licensed to MarketVector Indexes GmbH. MarketVector™ and MarketVector Indexes™ are pending trademarks of Van Eck Associates Corporation. BlueStar®, BlueStar Indexes®, BIGI® and BIGITech® are trademarks of MarketVector Indexes GmbH. You require a licence to launch any product whose performance is linked to the value of a particular MarketVector™ Index and for all use of the MarketVector™ name or name of the MarketVector™ Index in the marketing of the product.