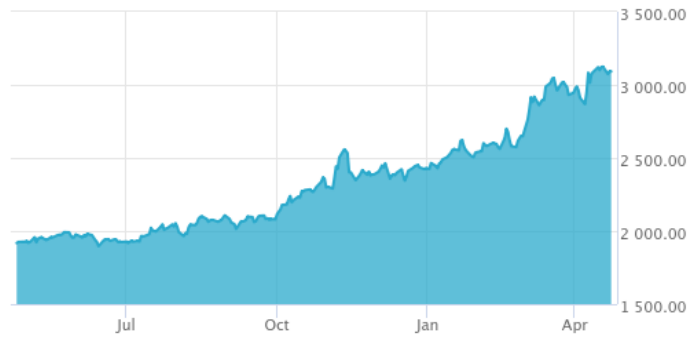


MarketVector™ Global Defence Industry (AUD) Index

The MarketVector™ Global Defence Industry (AUD) Index (MVDEFA) tracks the performance of companies that are involved in serving national defence industries.

Key Features



Index 3,124.48/931.36 3,124.48/1,896.29

Size and Liquidity Requirements

Full MCap of at least 1bn USD. Three month average-daily-trading volume of at least 1 mln USD at a review and also at the previous two reviews. At least 250,000 shares traded per month over the last six months at a review and also at the previous two reviews.

Pure-Play

Companies must derive at least 50% of revenues from the military or defence industries.

Diversification

Company weightings are capped at 8%.

Review

Quarterly

Index Data

INDEX PARAMETERS

Launch Date	05 Aug 2024	Components	28
Type	Sector	Volatility (250 days)	19.64
Currency	AUD	Full MCap bn USD	1,129.17
Base Date	31 Dec 2020	Float MCap bn USD	754.05
Base Value	1,000.00	Correlation* (250 days)	0.00

* -

FUNDAMENTALS*

Price/Earnings Trailing	25.15
Price/Book	4.03
Price/Sales	1.64
Price/Cash Flow	16.43
Dividend Yield	0.93

* as of 31 Mar 2025

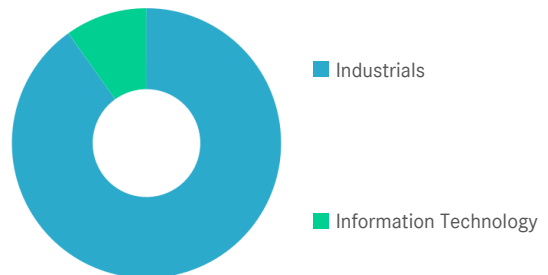
ANNUALISED PERFORMANCE*

1 Month	4.38%
1 Year	60.46%
3 Years	40.36%
5 Years	-
Since Inception	29.94%

* Total Return Net Index

Sector Weightings

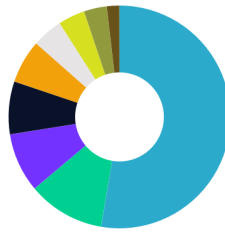
Sector	Count	Weight
Industrials	26	90.14%
Information Technology	2	9.86%



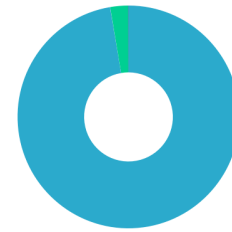
MarketVector™ Global Defence Industry (AUD) Index

Country and Size Weightings

Country	Count	Weight
United States	17	52.68%
France	2	11.21%
South Korea	2	8.60%
Italy	1	7.68%
Sweden	1	6.31%
Israel	1	4.44%
Singapore	1	3.89%
United Kingdom	2	3.36%
Germany	1	1.83%



- US
- FR
- KR
- IT
- SE
- IL
- SG
- GB
- DE



- Large-Cap
- Mid-Cap
- Small-Cap
- Micro-Cap

Size	Count	Weight
Large-Cap (> 6 bn)	25	97.35%
Mid-Cap (1.5 bn - 6 bn)	3	2.65%
Small-Cap (0.2 bn - 1.5 bn)	0	0.00%
Micro-Cap (0.0 bn - 0.2 bn)	0	0.00%

Index Components

Top Components by Weight	Country	Weight	Best Performing Components	YTD	1 Day
PALANTIR TECHNOLOGIES INC-A	US	8.88%	PALANTIR TECHNOLOGIES INC-A	33.31%	7.27%
THALES SA	FR	8.04%	RTX CORP	4.47%	5.74%
LEONARDO SPA	IT	7.68%	BABCOCK INTL GROUP PLC	67.08%	4.57%
HANWHA AEROSPACE CO LTD	KR	7.17%	AMENTUM HOLDINGS INC	-6.09%	3.13%
RTX CORP	US	6.92%	KRATOS DEFENSE & SECURITY	24.94%	2.62%
LEIDOS HOLDINGS INC	US	6.81%			
SAAB AB-B	SE	6.31%			
BOOZ ALLEN HAMILTON HOLDINGS	US	5.30%			
CURTISS-WRIGHT CORP	US	4.67%			
ELBIT SYSTEMS LTD	IL	4.44%			
SINGAPORE TECH ENGINEERING	SG	3.89%			
CACI INTERNATIONAL INC -CL A	US	3.32%			
Subtotal		73.42%			
			Worst Performing Components	YTD	1 Day
			HENSOLDT AG	99.36%	-4.90%
			SAAB AB-B	107.75%	-4.75%
			SINGAPORE TECH ENGINEERING	57.87%	-4.10%
			KOREA AEROSPACE INDUSTRIES	52.69%	-3.41%
			LEONARDO SPA	85.36%	-2.87%

Symbols

	Symbol	ISIN	WKN	Sedol	Bloomberg	Reuters	Telekurs
Price Return	MVDEFA	DE000SL0MXQ7	SL0MXQ	BRJK1Q2	MVDEFA	.MVDEFA	137 181 176
Total Return Net	MVDEFATR	DE000SL0MXR5	SL0MXR	BRJK1R3	MVDEFATR	.MVDEFATR	137 181 182
Total Return Gross	-	-	-	-	-	-	-

MarketVector™ Global Defence Industry (AUD) Index

For further information visit www.marketvector.com

Nothing on this factsheet shall be considered a solicitation to buy or an offer to sell a security, or any other product or service, to any person in any jurisdiction where such offer, solicitation, purchase or sale would be unlawful under the laws of such jurisdiction. Neither MarketVector Indexes GmbH nor any of its licensors makes any warranties or representations, express or implied, to the user with respect to any of the data contained herein. The data is provided for informational purposes only, and the Company shall not be responsible or liable for the accuracy, usefulness or availability of any information transmitted or made available through it. The MarketVector™ family of indexes (MarketVector™, Bluestar®, MVIS®) is protected through various intellectual property rights and unfair competition and misappropriation laws. MVIS® is a registered trademark of Van Eck Associates Corporation that has been licensed to MarketVector Indexes GmbH. MarketVector™ and MarketVector Indexes™ are pending trademarks of Van Eck Associates Corporation. BlueStar®, BlueStar Indexes®, BIGI® and BIGITech® are trademarks of MarketVector Indexes GmbH. You require a licence to launch any product whose performance is linked to the value of a particular MarketVector™ Index and for all use of the MarketVector™ name or name of the MarketVector™ Index in the marketing of the product.