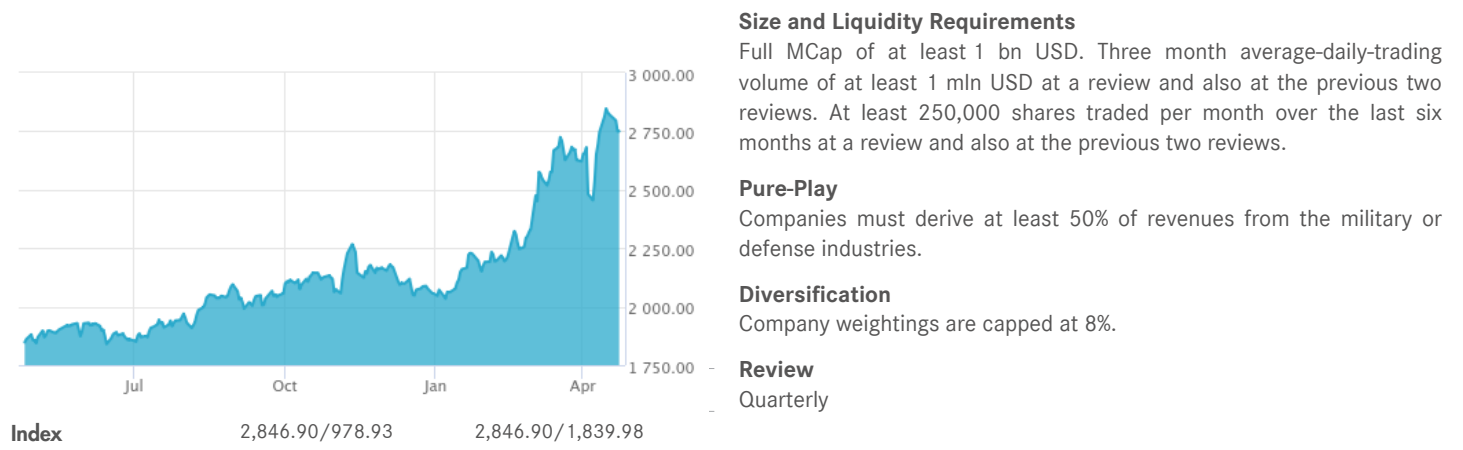


MarketVector™ Global Defense Index

The MarketVector™ Global Defense Index is a thematic index tracking the performance of companies that are involved in serving national defense industries.

Key Features

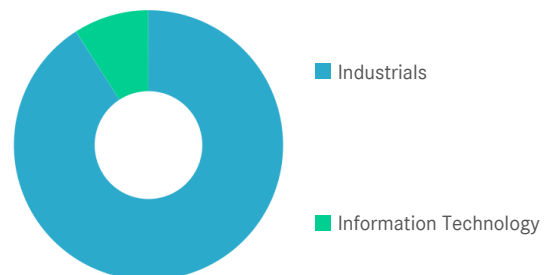


Index Data

INDEX PARAMETERS				FUNDAMENTALS*		ANNUALISED PERFORMANCE*	
Launch Date	29 Nov 2024	Components	28	Price/Earnings Trailing	27.50	1 Month	4.68%
Type	Sector	Volatility (250 days)	20.37	Price/Book	3.92	1 Year	48.80%
Currency	USD	Full MCap bn USD	1,087.11	Price/Sales	1.88	3 Years	26.71%
Base Date	31 Dec 2020	Float MCap bn USD	761.65	Price/Cash Flow	17.25	5 Years	-
Base Value	1,000.00	Correlation* (250 days)	0.00	Dividend Yield	1.27	Since Inception	26.46%
* -				* as of 31 Mar 2025		* Total Return Net Index	

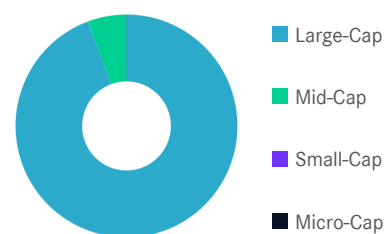
Sector Weightings

Sector	Count	Weight
Industrials	27	90.95%
Information Technology	1	9.05%



Country and Size Weightings

Donut chart showing the distribution of countries for the top 100 most cited papers. The chart is divided into segments representing different countries: US (blue), GB (green), DE (purple), IT (black), SE (orange), IL (grey), and FR (yellow).



Index Components

Top Components by Weight	Country	Weight	Best Performing Components	YTD	1 Day
PALANTIR TECHNOLOGIES INC	US	9.05%	PALANTIR TECHNOLOGIES INC	33.31%	7.27%
RHEINMETALL AG	DE	8.54%	RTX CORPORATION	4.47%	5.74%
BAE SYSTEMS PLC	GB	8.09%	BABCOCK INTERNATIONAL GROUP PLC	67.08%	4.57%
LEONARDO SPA	IT	7.83%	AMENTUM HOLDINGS INC	-6.09%	3.13%
L3HARRIS TECHNOLOGIES INC	US	7.78%	KRATOS DEFENSE & SECURITY	24.94%	2.62%
LOCKHEED MARTIN CORP	US	7.55%			
NORTHROP GRUMMAN CORP	US	7.47%			
SAAB AB CLASS B	SE	7.19%	Worst Performing Components	YTD	1 Day
RTX CORPORATION	US	7.06%	SAAB AB CLASS B	107.75%	-4.75%
ELBIT SYSTEMS LTD	IL	5.06%	RHEINMETALL AG	146.74%	-4.06%
BWX TECHNOLOGIES INC	US	4.13%	GENERAL DYNAMICS CORP	1.94%	-3.30%
CACI INTERNATIONAL INC -CL A	US	3.79%	BAE SYSTEMS PLC	55.69%	-3.04%
Subtotal		83.54%	LEONARDO SPA	85.36%	-2.87%

Symbols

	Symbol	ISIN	WKN	Sedol	Bloomberg	Reuters	Telekurs
Price Return	MVDFND	DE000SL0NP42	SL0NP4	BTHXJC9	MVDFND	.MVDFND	140179863
Total Return Net	MVDFNDTR	DE000SL0NP59	SL0NP5	BTHXJD0	MVDFNDTR	.MVDFNDTR	140179842
Total Return Gross	-	-	-	-	-	-	-

MarketVector™ Global Defense Index

For further information visit www.marketvector.com

Nothing on this factsheet shall be considered a solicitation to buy or an offer to sell a security, or any other product or service, to any person in any jurisdiction where such offer, solicitation, purchase or sale would be unlawful under the laws of such jurisdiction. Neither MarketVector Indexes GmbH nor any of its licensors makes any warranties or representations, express or implied, to the user with respect to any of the data contained herein. The data is provided for informational purposes only, and the Company shall not be responsible or liable for the accuracy, usefulness or availability of any information transmitted or made available through it. The MarketVector™ family of indexes (MarketVector™, Bluestar®, MVIS®) is protected through various intellectual property rights and unfair competition and misappropriation laws. MVIS® is a registered trademark of Van Eck Associates Corporation that has been licensed to MarketVector Indexes GmbH. MarketVector™ and MarketVector Indexes™ are pending trademarks of Van Eck Associates Corporation. BlueStar®, BlueStar Indexes®, BIGI® and BIGITech® are trademarks of MarketVector Indexes GmbH. You require a licence to launch any product whose performance is linked to the value of a particular MarketVector™ Index and for all use of the MarketVector™ name or name of the MarketVector™ Index in the marketing of the product.