

## MarketVector™ Digital India (INR) Index

The MarketVector™ Digital India (INR) Index (MVDINR) tracks the performance of the largest and most liquid digital companies in India. The index is a modified market cap-weighted index and includes pure-play exposure to Indian companies operating in the fields of technology, telecommunications, and internet applications. MVDINR covers at least 95% of the investable universe and is calculated in Indian Rupees.

### Key Features



Index 4,325.63/825.84 4,325.63/3,277.34

#### Size and Liquidity Requirements

Full MCap of at least 150 mln USD. Three month average-daily-trading volume of at least 1 mln USD at a review and also at the previous two reviews. At least 250,000 shares traded per month over the last six months at a review and also at the previous two reviews.

#### Pure-Play

Index includes Indian companies involved in the technology, electronic commerce, and telecommunications sectors.

#### Diversification

Company weightings are capped at 8%.

#### Review

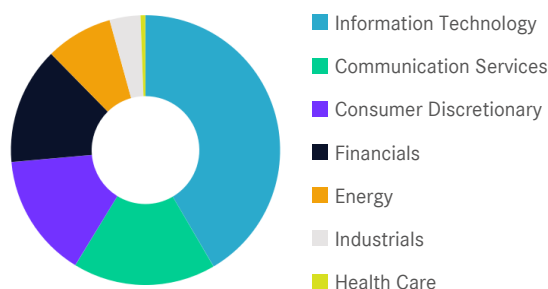
Quarterly.

### Index Data

INDEX PARAMETERS				FUNDAMENTALS*		ANNUALISED PERFORMANCE*	
Launch Date	12 Mar 2025	Components	45	Price/Earnings Trailing	49.33	1 Month	6.52%
Type	Sector	Volatility (250 days)	18.87	Price/Book	5.70	1 Year	16.62%
Currency	INR	Full MCap bn USD	79,776.54	Price/Sales	3.51	3 Years	17.02%
Base Date	31 Dec 2015	Float MCap bn USD	37,281.81	Price/Cash Flow	21.71	5 Years	26.38%
Base Value	1,000.00	Correlation* (250 days)	0.00	Dividend Yield	1.03	Since Inception	15.54%
* -				* as of 31 May 2025		* Total Return Net Index	

### Sector Weightings

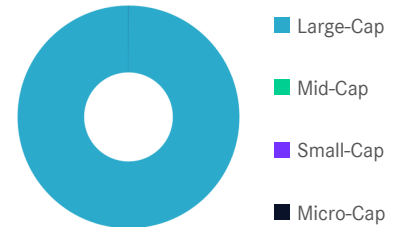
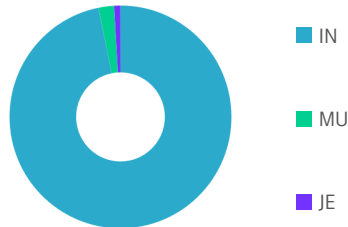
Sector	Count	Weight
Information Technology	18	41.57%
Communication Services	8	17.18%
Consumer Discretionary	4	14.84%
Financials	8	14.06%
Energy	1	8.07%
Industrials	5	3.68%
Health Care	1	0.60%



## MarketVector™ Digital India (INR) Index

### Country and Size Weightings

Country	Count	Weight
India	43	96.81%
Mauritius	1	2.28%
Jersey	1	0.91%



Size	Count	Weight
Large-Cap ( > 6 bn)	45	100.00%
Mid-Cap (1.5 bn - 6 bn)	0	0.00%
Small-Cap (0.2 bn - 1.5 bn)	0	0.00%
Micro-Cap (0.0 bn - 0.2 bn)	0	0.00%

### Index Components

Top Components by Weight	Country	Weight	Best Performing Components	YTD	1 Day
RELIANCE INDUSTRIES LTD ORD	IN	8.07%	IIFL FINANCE LTD	9.13%	5.38%
BHARTI AIRTEL LTD	IN	7.00%	MULTI COMMODITY EXCHANGE OF INDIA LI	18.97%	4.67%
INFOSYS (INFOSYS TECH) LTD ORD	IN	6.91%	HFCL LTD	-18.87%	3.94%
ETERNAL LTD	IN	6.72%	MOTILAL OSWAL FINANCIAL SERV	-8.19%	3.71%
TATA CONSULTANCY SVCS LTD	IN	5.51%	WNS HOLDINGS LTD	26.10%	3.44%
HCL TECHNOLOGIES LTD	IN	5.14%			
JIO FINANCIAL SERVICES LTD	IN	4.67%			
TECH MAHINDRA LTD	IN	4.42%			
PB FINTECH LTD	IN	3.79%			
WIPRO LTD	IN	3.66%			
PERSISTENT SYSTEMS LTD	IN	3.25%			
INFO EDGE INDIA LTD	IN	3.22%			
<b>Subtotal</b>		62.35%			

Worst Performing Components	YTD	1 Day
BHARTI HEXACOM ORD	24.80%	-3.02%
ANGEL ONE LTD	11.58%	-1.51%
CYIENT LTD	-27.75%	-0.86%
TATA TECHNOLOGIES LIMITED ORD	-14.97%	-0.71%
DELHIVERY LTD	5.96%	-0.37%

### Symbols

	Symbol	ISIN	WKN	Sedol	Bloomberg	Reuters	Telekurs
Price Return	MVDINR	DE000SL0P6G0	SL0P6G	BTLMH84	MVDINR	.MVDINR	143012256
Total Return Net	MVDINRTR	DE000SL0P6H8	SL0P6H	BTLMH95	MVDINRTR	.MVDINRTR	143012262
Total Return Gross	-	-	-	-	-	-	-

## MarketVector™ Digital India (INR) Index

---

For further information visit [www.marketvector.com](http://www.marketvector.com)

Nothing on this factsheet shall be considered a solicitation to buy or an offer to sell a security, or any other product or service, to any person in any jurisdiction where such offer, solicitation, purchase or sale would be unlawful under the laws of such jurisdiction. Neither MarketVector Indexes GmbH nor any of its licensors makes any warranties or representations, express or implied, to the user with respect to any of the data contained herein. The data is provided for informational purposes only, and the Company shall not be responsible or liable for the accuracy, usefulness or availability of any information transmitted or made available through it. The MarketVector™ family of indexes (MarketVector™, Bluestar®, MVIS®) is protected through various intellectual property rights and unfair competition and misappropriation laws. MVIS® is a registered trademark of Van Eck Associates Corporation that has been licensed to MarketVector Indexes GmbH. MarketVector™ and MarketVector Indexes™ are pending trademarks of Van Eck Associates Corporation. BlueStar®, BlueStar Indexes®, BIGI® and BIGITech® are trademarks of MarketVector Indexes GmbH. You require a licence to launch any product whose performance is linked to the value of a particular MarketVector™ Index and for all use of the MarketVector™ name or name of the MarketVector™ Index in the marketing of the product.