

MarketVector™ Global Video Gaming & eSports ESG Index

The MarketVector™ Global Video Gaming & eSports ESG Index (MVESPG) provides targeted exposure to the global video gaming and eSports segment taking ESG factors into consideration.

Key Features



Index 1,431.30/572.28 1,431.30/875.23

Size and Liquidity Requirements

Full MCap of at least 150 mln USD. Three month average-daily-trading volume of at least 1 mln USD at a review and also at the previous two reviews. At least 250,000 shares traded per month over the last six months at a review and also at the previous two reviews.

Pure-Play

Companies have to generate at least 50% revenues from video gaming & eSports.

Diversification

Company weightings are capped at 8%.

Review

Quarterly.

Index Data

INDEX PARAMETERS

Launch Date	22 Jul 2022	Components	25
Type	Sector	Volatility (250 days)	21.29
Currency	USD	Full MCap bn USD	1,077.93
Base Date	31 Dec 2021	Float MCap bn USD	722.51
Base Value	1,000.00	Correlation* (250 days)	0.86

* BlueStar Global Online Gambling, Video Gaming and eSports Index * as of 31 Mar 2025

FUNDAMENTALS*

Price/Earnings Trailing	86.33
Price/Book	3.68
Price/Sales	4.26
Price/Cash Flow	23.13
Dividend Yield	0.74

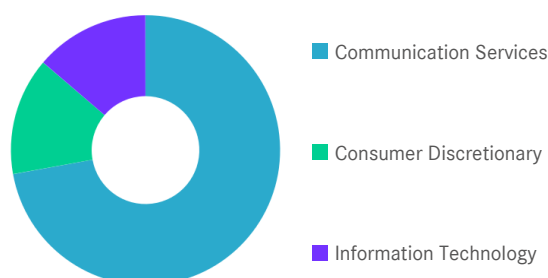
ANNUALISED PERFORMANCE*

1 Month	0.40%
1 Year	53.82%
3 Years	21.56%
5 Years	-
Since Inception	9.40%

* Total Return Net Index

Sector Weightings

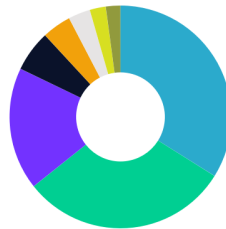
Sector	Count	Weight
Communication Services	19	72.15%
Consumer Discretionary	3	14.11%
Information Technology	3	13.74%



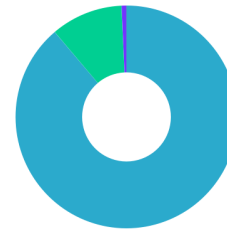
MarketVector™ Global Video Gaming & eSports ESG Index

Country and Size Weightings

Country	Count	Weight
United States	6	33.90%
Japan	8	30.41%
Cayman Islands	4	17.81%
South Korea	2	5.98%
Australia	1	4.24%
Poland	1	3.21%
Taiwan	1	2.34%
Sweden	2	2.12%



US
 JP
 KY
 KR
 AU
 PL
 TW
 SE



Large-Cap
 Mid-Cap
 Small-Cap
 Micro-Cap

Size	Count	Weight
Large-Cap (> 6 bn)	17	88.81%
Mid-Cap (1.5 bn - 6 bn)	7	10.49%
Small-Cap (0.2 bn - 1.5 bn)	1	0.71%
Micro-Cap (0.0 bn - 0.2 bn)	0	0.00%

Index Components

Top Components by Weight	Country	Weight	Best Performing Components	YTD	1 Day
NINTENDO CO LTD	JP	7.22%	APPROVIN CORP	-22.07%	6.16%
TENCENT HOLDINGS LTD	KY	7.18%	ARISTOCRAT LEISURE LTD	-2.78%	4.70%
APPROVIN CORP	US	7.17%	NCSOFT CORP ORD	-19.07%	4.37%
ROBLOX CORP	US	6.48%	MICRO-STAR INTERNATIONAL CO LTD	-27.14%	3.87%
NETEASE INC-ADR	KY	6.22%	UNITY SOFTWARE INC	-6.76%	3.87%
TAKE-TWO INTERACTIVE SOFTWARE INC	US	5.53%			
GAMESTOP CORP	US	5.37%			
KONAMI GROUP CORP	JP	5.18%	Worst Performing Components	YTD	1 Day
CAPCOM CO LTD	JP	5.13%	GAMESTOP CORP	-13.47%	-2.45%
ELECTRONIC ARTS INC	US	5.11%	KONAMI GROUP CORP	47.65%	-2.02%
KRAFTON INC	KR	4.80%	KRAFTON INC	23.79%	-1.50%
BANDAI NAMCO HOLDINGS INC	JP	4.50%	ELECTRONIC ARTS INC	-1.61%	-1.47%
Subtotal		69.89%	BANDAI NAMCO HOLDINGS INC	46.01%	-1.17%

Symbols

	Symbol	ISIN	WKN	Sedol	Bloomberg	Reuters	Telekurs
Price Return	MVESPG	DE000SLOGNX6	SLOGNX	BN79Y53	MVESPG	.MVESPG	120579680
Total Return Net	MVESPGTR	DE000SLOGNY4	SLOGNY	BN79Y64	MVESPGTR	.MVESPGTR	120579689
Total Return Gross	-	-	-	-	-	-	-

MarketVector™ Global Video Gaming & eSports ESG Index

For further information visit www.marketvector.com

Nothing on this factsheet shall be considered a solicitation to buy or an offer to sell a security, or any other product or service, to any person in any jurisdiction where such offer, solicitation, purchase or sale would be unlawful under the laws of such jurisdiction. Neither MarketVector Indexes GmbH nor any of its licensors makes any warranties or representations, express or implied, to the user with respect to any of the data contained herein. The data is provided for informational purposes only, and the Company shall not be responsible or liable for the accuracy, usefulness or availability of any information transmitted or made available through it. The MarketVector™ family of indexes (MarketVector™, Bluestar®, MVIS®) is protected through various intellectual property rights and unfair competition and misappropriation laws. MVIS® is a registered trademark of Van Eck Associates Corporation that has been licensed to MarketVector Indexes GmbH. MarketVector™ and MarketVector Indexes™ are pending trademarks of Van Eck Associates Corporation. BlueStar®, BlueStar Indexes®, BIGI® and BIGITech® are trademarks of MarketVector Indexes GmbH. You require a licence to launch any product whose performance is linked to the value of a particular MarketVector™ Index and for all use of the MarketVector™ name or name of the MarketVector™ Index in the marketing of the product.