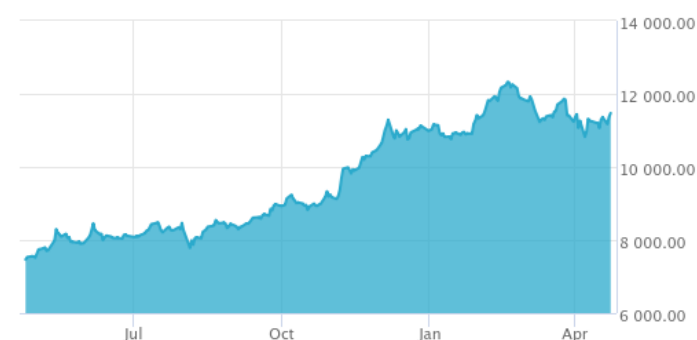


MVIS® Global Video Gaming & eSports (AUD) Index

The MVIS® Global Video Gaming & eSports Index (MVESPOA) tracks the performance of the largest and more liquid companies in the global video gaming and eSports industries. This is a modified market cap-weighted index, and only includes companies that generate at least 50% of their revenue from video gaming and/or eSports, such as video games development and related software/hardware, streaming services, and eSports events companies. MVESPO covers at least 90% of the investable universe and is calculated in Australian Dollars.

Key Features



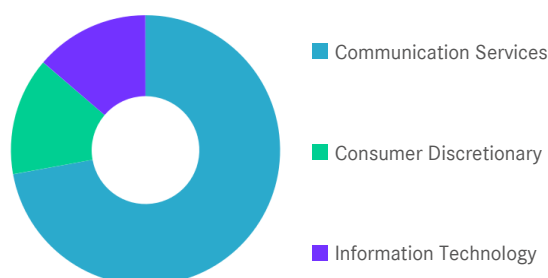
Index 12,322.38/999.30 12,322.38/7,463.91

Index Data

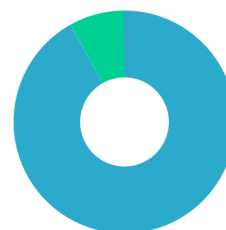
INDEX PARAMETERS				FUNDAMENTALS*		ANNUALISED PERFORMANCE*	
Launch Date	13 Aug 2020	Components	25	Price/Earnings Trailing	92.00	1 Month	-2.01%
Type	Sector	Volatility (250 days)	19.29	Price/Book	3.59	1 Year	53.56%
Currency	AUD	Full MCap bn USD	1,681.43	Price/Sales	4.10	3 Years	27.00%
Base Date	31 Dec 2014	Float MCap bn USD	1,127.73	Price/Cash Flow	20.61	5 Years	17.76%
Base Value	1,000.00	Correlation* (250 days)	0.41	Dividend Yield	0.74	Since Inception	26.69%
* MVIS Australia (AUD) Index				* as of 31 Mar 2025		* Total Return Net Index	

Sector Weightings

Sector	Count	Weight
Communication Services	19	72.14%
Consumer Discretionary	3	14.13%
Information Technology	3	13.72%



Country and Size Weightings



Size	Count	Weight
Large-Cap (> 6 bn)	18	91.92%
Mid-Cap (1.5 bn - 6 bn)	7	8.08%
Small-Cap (0.2 bn - 1.5 bn)	0	0.00%
Micro-Cap (0.0 bn - 0.2 bn)	0	0.00%

Index Components

Top Components by Weight	Country	Weight	Best Performing Components	YTD	1 Day
NINTENDO CO LTD	JP	7.24%	APPROVIN CORP-CLASS A	-22.07%	6.16%
TENCENT HOLDINGS LTD	KY	7.19%	UBISOFT ENTERTAINMENT	-15.02%	5.08%
APPROVIN CORP-CLASS A	US	7.18%	ARISTOCRAT LEISURE LTD	-2.78%	4.70%
ROBLOX CORP -CLASS A	US	6.49%	NCSOFT CORP	-19.07%	4.37%
NETEASE INC-ADR	KY	6.23%	MICRO-STAR INTERNATIONAL CO	-27.14%	3.87%
TAKE-TWO INTERACTIVE SOFTWARE	US	5.54%			
GAMESTOP CORP-CLASS A	US	5.38%			
KONAMI GROUP CORP	JP	5.19%	Worst Performing Components	YTD	1 Day
CAPCOM CO LTD	JP	5.15%	GAMESTOP CORP-CLASS A	-13.47%	-2.45%
ELECTRONIC ARTS INC	US	5.12%	KONAMI GROUP CORP	47.65%	-2.02%
KRAFTON INC	KR	4.81%	KRAFTON INC	23.79%	-1.50%
BANDAI NAMCO HOLDINGS INC	JP	4.51%	ELECTRONIC ARTS INC	-1.61%	-1.47%
Subtotal		70.03%	BANDAI NAMCO HOLDINGS INC	46.01%	-1.17%

Symbols

	Symbol	ISIN	WKN	Sedol	Bloomberg	Reuters	Telekurs
Price Return	MVESPOA	DE000SL0BEY4	SL0BEY	BKPVKC9	MVESPOA	.MVESPOA	56413381
Total Return Net	MVESPOAT	DE000SL0BEZ1	SL0BEZ	BKPVKK7	MVESPOAT	.MVESPOAT	56413382
Total Return Gross	-	-	-	-	-	-	-

MVIS® Global Video Gaming & eSports (AUD) Index

For further information visit www.marketvector.com

Nothing on this factsheet shall be considered a solicitation to buy or an offer to sell a security, or any other product or service, to any person in any jurisdiction where such offer, solicitation, purchase or sale would be unlawful under the laws of such jurisdiction. Neither MarketVector Indexes GmbH nor any of its licensors makes any warranties or representations, express or implied, to the user with respect to any of the data contained herein. The data is provided for informational purposes only, and the Company shall not be responsible or liable for the accuracy, usefulness or availability of any information transmitted or made available through it. The MarketVector™ family of indexes (MarketVector™, Bluestar®, MVIS®) is protected through various intellectual property rights and unfair competition and misappropriation laws. MVIS® is a registered trademark of Van Eck Associates Corporation that has been licensed to MarketVector Indexes GmbH. MarketVector™ and MarketVector Indexes™ are pending trademarks of Van Eck Associates Corporation. BlueStar®, BlueStar Indexes®, BIGI® and BIGITech® are trademarks of MarketVector Indexes GmbH. You require a licence to launch any product whose performance is linked to the value of a particular MarketVector™ Index and for all use of the MarketVector™ name or name of the MarketVector™ Index in the marketing of the product.