

## MarketVector™ Global Environmental Services Index

The MarketVector™ Global Environmental Services Index (MVEVX) is a thematic index tracking the performance of companies involved in a range of environmental services serving various industries.

### Key Features



#### Size and Liquidity Requirements

Full MCap of at least 150 mln USD. Three month average-daily-trading volume of at least 1.5 mln USD at a review and also at the previous two reviews. At least 250,000 shares traded per month over the last six months at a review and also at the previous two reviews.

#### Universe

Companies have to generate at least 50% revenues from environmental services.

#### Diversification

Company weightings are capped at 8%.

#### Review

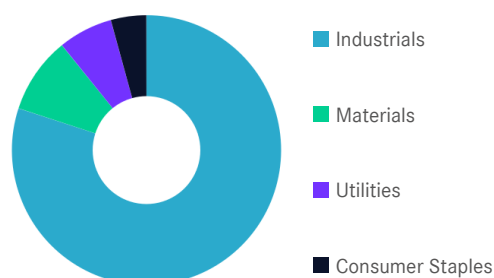
Quarterly.

### Index Data

INDEX PARAMETERS				FUNDAMENTALS*		ANNUALISED PERFORMANCE*	
Launch Date	03 Jun 2025	Components	25	Price/Earnings Trailing	34.17	1 Month	3.57%
Type	Sector	Volatility (250 days)	15.14	Price/Book	3.64	1 Year	4.89%
Currency	USD	Full MCap bn USD	491.36	Price/Sales	1.85	3 Years	11.53%
Base Date	31 Dec 2020	Float MCap bn USD	337.73	Price/Cash Flow	13.30	5 Years	-
Base Value	1,000.00	Correlation* (250 days)	0.00	Dividend Yield	1.03	Since Inception	11.38%
* -				* as of 31 May 2025		* Total Return Net Index	

### Sector Weightings

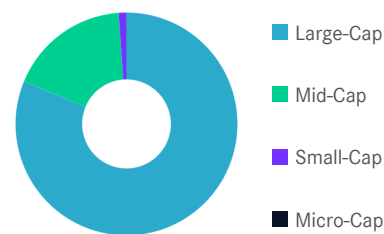
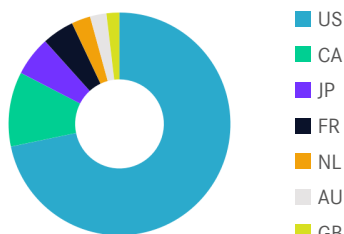
Sector	Count	Weight
Industrials	20	80.02%
Materials	2	9.17%
Utilities	2	6.55%
Consumer Staples	1	4.27%



# MarketVector™ Global Environmental Services Index

## Country and Size Weightings

Country	Count	Weight
United States	15	71.75%
Canada	2	10.83%
Japan	4	5.74%
France	1	4.67%
Netherlands	1	2.75%
Australia	1	2.39%
United Kingdom	1	1.88%



Size	Count	Weight
Large-Cap ( > 6 bn)	15	81.26%
Mid-Cap (1.5 bn - 6 bn)	8	17.61%
Small-Cap (0.2 bn - 1.5 bn)	2	1.13%
Micro-Cap (0.0 bn - 0.2 bn)	0	0.00%

## Index Components

Top Components by Weight	Country	Weight	Best Performing Components	YTD	1 Day
ECOLAB INC	US	7.87%	ENERGY RECOVERY INC	-14.08%	1.36%
WASTE MANAGEMENT INC	US	7.77%	CASELLA WASTE SYSTEMS INC	10.18%	1.22%
REPUBLIC SERVICES INC	US	6.52%	DARLING INGREDIENTS INC	-8.73%	1.08%
WASTE CONNECTIONS INC	CA	6.50%	TETRA TECH INC	-10.34%	1.05%
XYLEM INC	US	5.93%	PURECYCLE TECHNOLOGIES INC	-3.61%	1.02%
VERALTO CORP	US	5.22%			
CORE & MAIN INC-CLASS A	US	5.15%			
TETRA TECH INC	US	5.10%			
CLEAN HARBORS INC	US	4.79%			
VEOLIA ENVIRONNEMENT SA	FR	4.67%			
ADVANCED DRAINAGE SYSTEMS INC	US	4.42%			
CASELLA WASTE SYSTEMS INC	US	4.39%			
<b>Subtotal</b>		68.33%			
			<b>Worst Performing Components</b>	<b>YTD</b>	<b>1 Day</b>
			KURITA WATER INDUSTRIES LTD	4.14%	-1.80%
			ORGANO CORP	0.88%	-1.66%
			VEOLIA ENVIRONNEMENT SA	27.53%	-1.22%
			WASTE CONNECTIONS INC	11.34%	-0.99%
			WASTE MANAGEMENT INC	17.96%	-0.97%

## Symbols

	Symbol	ISIN	WKN	Sedol	Bloomberg	Reuters	Telekurs
<b>Price Return</b>	MVEVX	DE000SL0RB93	SL0RB9	BL56QB2	MVEVX	.MVEVX	145660765
<b>Total Return Net</b>	MVEVXTR	DE000SL0RCA4	SL0RCA	BL56QC3	MVEVXTR	.MVEVXTR	145660758
<b>Total Return Gross</b>	-	-	-	-	-	-	-

## MarketVector™ Global Environmental Services Index

---

For further information visit [www.marketvector.com](http://www.marketvector.com)

Nothing on this factsheet shall be considered a solicitation to buy or an offer to sell a security, or any other product or service, to any person in any jurisdiction where such offer, solicitation, purchase or sale would be unlawful under the laws of such jurisdiction. Neither MarketVector Indexes GmbH nor any of its licensors makes any warranties or representations, express or implied, to the user with respect to any of the data contained herein. The data is provided for informational purposes only, and the Company shall not be responsible or liable for the accuracy, usefulness or availability of any information transmitted or made available through it. The MarketVector™ family of indexes (MarketVector™, Bluestar®, MVIS®) is protected through various intellectual property rights and unfair competition and misappropriation laws. MVIS® is a registered trademark of Van Eck Associates Corporation that has been licensed to MarketVector Indexes GmbH. MarketVector™ and MarketVector Indexes™ are pending trademarks of Van Eck Associates Corporation. BlueStar®, BlueStar Indexes®, BIGI® and BIGITech® are trademarks of MarketVector Indexes GmbH. You require a licence to launch any product whose performance is linked to the value of a particular MarketVector™ Index and for all use of the MarketVector™ name or name of the MarketVector™ Index in the marketing of the product.