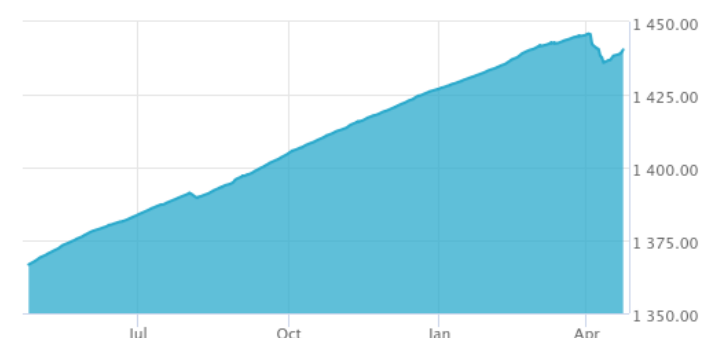


MVIS® US Investment Grade Floating Rate Index

The MVIS® US Investment Grade Floating Rate Index (MVFLTR) tracks the performance of US-investment grade floating rate notes. MVFLTR is a modified market cap-weighted index, and Included in the index are USD-denominated floating rate notes issued by corporate entities or similar commercial entities that are public reporting companies in the United States. Additionally, they must have at least one investment grade rating by a rating agency and must not be rated 'below investment grade' by any rating agency. Only bonds with an amount outstanding of at least USD 300 mln are available for inclusion. Securities included in the index must have a minimum of 6 months and maximum of 30 years to maturity.

Key Features


Amount Outstanding

At least 300 mln USD.

Maturity

A minimum of 6 months and maximum of 30 years to maturity.

Weighting Cap

2% for any single constituent.

Review

Monthly.

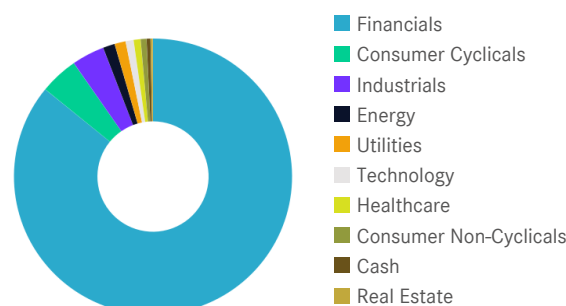
	All Time High/Low	52-Week High/Low
Index	1,445.86/964.50	1,445.86/1,366.17

Index Data

INDEX PARAMETERS		DESCRIPTIVES		PERFORMANCE	
Launch Date	10 Feb 2011	Average Yield to Maturity	4.62	1 Day	0.06%
Type	Bond	Average Modified Duration	2.71	MTD	-0.25%
Currency	USD	Average Years to Maturity	3.12	3MTD	-0.37%
Base Date/Base Value	10 Feb 2011 / 1,000.00	Average Coupon	5.29	YTD	0.95%
Components	340	Yield to Worst	4.61	Absolute	Annualised
Market Value bn USD	0.00	Current Yield	5.28		
				1 Year	5.44%
				3 Years	5.52%
				5 Years	4.18%
				Since Inception	2.60%

Sector Weightings

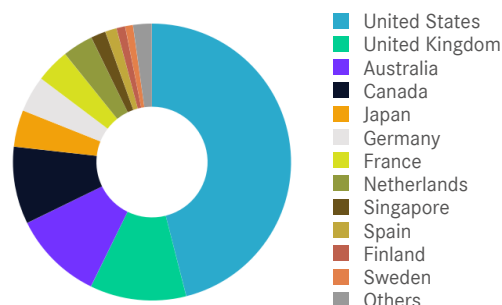
Sector	Count	Weight
Financials	277	85.89%
Consumer Cyclicals	27	4.47%
Industrials	13	3.81%
Energy	6	1.38%
Utilities	5	1.29%
Technology	2	0.93%
Healthcare	4	0.81%
Consumer Non-Cyclicals	4	0.69%
Cash	1	0.45%
Real Estate	1	0.28%



MVIS® US Investment Grade Floating Rate Index

Country Weightings

Country	Count	Weight
United States	171	46.03%
United Kingdom	26	11.21%
Australia	30	10.50%
Canada	39	9.04%
Japan	13	4.31%
Germany	15	4.21%
France	12	3.95%
Netherlands	11	3.57%
Singapore	2	1.73%
Spain	2	1.33%
Finland	3	1.01%
Sweden	5	0.92%
Others	11	2.18%



Index Components

Top Components by Weight	Coupon	Maturity	Country	Weight	Credit Rating	Count	Weight
Commonwealth Bank of Australia	5.11%	14 Mar 2030	AU	1.74%	High Yield	-	-
Commonwealth Bank of Australia	4.94%	14 Mar 2028	AU	1.16%	Investment Grade	339	99.55%
Wells Fargo & Co.	5.37%	22 Apr 2028	US	1.16%	Not rated	1	0.45%
Morgan Stanley	5.33%	13 Apr 2028	US	1.16%			
DBS Group Holdings Ltd.	4.91%	21 Mar 2028	SG	1.16%			
Sumitomo Mitsui Trust Bank Ltd.	5.30%	13 Mar 2030	JP	1.15%			
Morgan Stanley Bank National Associa	5.25%	14 Jul 2028	US	1.15%			
ANZ Group Holdings Ltd.	5.15%	16 Dec 2029	AU	0.99%			
Citibank N.A.	5.02%	19 Nov 2027	US	0.93%			
Sumitomo Mitsui Financial Group Inc.	5.36%	15 Apr 2030	JP	0.92%			
JPMorgan Chase & Co.	5.48%	24 Feb 2028	US	0.88%			
HSBC Holdings PLC	5.60%	03 Mar 2031	GB	0.87%			
Subtotal				13.26%			
					Maturity Breakdown	Count	Weight
					0 - 3 Years	282	63.93%
					3 - 5 Years	47	30.70%
					5 - 7 Years	8	3.93%
					7 - 10 Years	-	-
					10 - 15 Years	1	0.54%
					15 - 20 Years	-	-
					20+ Years	2	0.90%


Symbols

	Symbol	ISIN	WKN	Sedol	Bloomberg	Reuters	Telekurs
-	-	-	-	-	-	-	-
-	-	-	-	-	-	-	-
Total Return Gross	MVFLTR	US57062N1046	A1RRU1	B9FKZS0	MVFLTR	.MVFLTR	12849290

MVIS® US Investment Grade Floating Rate Index

Currency Weightings

Country	Count	Weight
USD	340	100.00%



For further information visit www.marketvector.com

Nothing on this factsheet shall be considered a solicitation to buy or an offer to sell a security, or any other product or service, to any person in any jurisdiction where such offer, solicitation, purchase or sale would be unlawful under the laws of such jurisdiction. Neither MarketVector Indexes GmbH nor any of its licensors makes any warranties or representations, express or implied, to the user with respect to any of the data contained herein. The data is provided for informational purposes only, and the Company shall not be responsible or liable for the accuracy, usefulness or availability of any information transmitted or made available through it. The MarketVector™ family of indexes (MarketVector™, Bluestar®, MVIS®) is protected through various intellectual property rights and unfair competition and misappropriation laws. MVIS® is a registered trademark of Van Eck Associates Corporation that has been licensed to MarketVector Indexes GmbH. MarketVector™ and MarketVector Indexes™ are pending trademarks of Van Eck Associates Corporation. BlueStar®, BlueStar Indexes®, BIGI® and BIGITech® are trademarks of MarketVector Indexes GmbH. You require a licence to launch any product whose performance is linked to the value of a particular MarketVector™ Index and for all use of the MarketVector™ name or name of the MarketVector™ Index in the marketing of the product.