

MVIS® Global Junior Gold Miners Index

The MVIS® Global Junior Gold Miners Index (MVGDXJ) tracks the performance of the most liquid small-cap companies in the global gold and silver mining industries. This is a modified market cap-weighted index, and only includes companies that invest primarily in gold or silver, generate at least 50% of their revenue from gold or silver mining, or own properties that have the potential to generate at least 50% of their revenue from gold or silver mining when developed.

Key Features



Index 3,403.43/394.24 1,621.82/987.70

Size and Liquidity Requirements

Full MCap of at least 150 mln USD. Three month average-daily-trading volume of at least 1 mln USD at a review and also at the previous two reviews. At least 250,000 shares traded per month over the last six months at a review and also at the previous two reviews.

Pure-Play

Companies have to generate at least 50% revenues from gold or silver mining.

Diversification

Company weightings are capped at 7%.

Review

Semi-annually in March and September with quarterly rebalances.

Index Data

INDEX PARAMETERS

Launch Date	31 Aug 2009	Components	81
Type	Hard Asset	Volatility (250 days)	31.97
Currency	USD	Full MCap bn USD	213.07
Base Date	31 Dec 2003	Float MCap bn USD	134.98
Base Value	1,000.00	Correlation* (250 days)	0.97

* NYSE ARCA Gold Miners

FUNDAMENTALS*

Price/Earnings Trailing	33.16
Price/Book	1.72
Price/Sales	2.66
Price/Cash Flow	7.59
Dividend Yield	0.97

* as of 31 Mar 2025


ANNUALISED PERFORMANCE*

1 Month	10.40%
1 Year	53.24%
3 Years	10.98%
5 Years	9.56%
Since Inception	2.00%

* Total Return Net Index

Sector Weightings

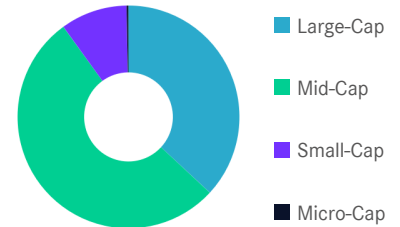
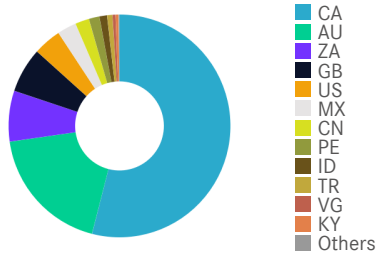
Sector	Count	Weight
Materials	81	100.00%



MVIS® Global Junior Gold Miners Index

Country and Size Weightings

Country	Count	Weight
Canada	43	54.01%
Australia	18	18.73%
South Africa	2	7.38%
United Kingdom	5	6.54%
United States	4	4.08%
Mexico	1	2.79%
China	1	2.03%
Peru	1	1.54%
Indonesia	1	1.12%
Turkey	2	0.78%
British Virgin Islands	1	0.45%
Cayman Islands	1	0.43%
Others	1	0.13%



Size	Count	Weight
Large-Cap (> 6 bn)	9	36.91%
Mid-Cap (1.5 bn - 6 bn)	41	53.11%
Small-Cap (0.2 bn - 1.5 bn)	28	9.71%
Micro-Cap (0.0 bn - 0.2 bn)	3	0.27%

Index Components

Top Components by Weight	Country	Weight	Best Performing Components	YTD	1 Day
HARMONY GOLD MNG-SPON ADR	ZA	6.99%	PRIME MINING CORP	11.06%	8.28%
ALAMOS GOLD INC	CA	6.90%	NOVAGOLD RESOURCES INC	40.24%	7.36%
EVOLUTION MINING LTD	AU	6.17%	GOGOLD RESOURCES INC	65.60%	5.19%
PAN AMERICAN SILVER CORP	CA	5.73%	ENDEAVOUR SILVER CORP	0.90%	4.75%
B2GOLD CORP	CA	4.97%	SILVERCORP METALS INC	25.49%	4.03%
INDUSTRIAS PENOLES SAB DE CV	MX	2.79%			
IAMGOLD CORP	CA	2.39%			
LUNDIN GOLD INC	CA	2.35%			
ENDEAVOUR MINING PLC	GB	2.29%			
OSISKO GOLD ROYALTIES LTD	CA	2.07%			
ZHAOJIN MINING INDUSTRY CO LTD	CN	2.03%			
COEUR MINING INC	US	1.86%			
Subtotal		46.55%			
			Worst Performing Components	YTD	1 Day
			ORA BANDA MINING LTD	60.86%	-15.22%
			RAMELIUS RESOURCES LTD	27.25%	-14.36%
			SPARTAN RESOURCES LTD	45.37%	-12.50%
			EMERALD RESOURCES NL	24.54%	-11.66%
			GENESIS MINERALS LTD	63.87%	-11.46%

Symbols

	Symbol	ISIN	WKN	Sedol	Bloomberg	Reuters	Telekurs
Price Return	MVGDXJ	DE000A1A4ZV8	A1A4ZV	B4MS195	MVGDXJ	.MVGDXJ	10508937
Total Return Net	MVGDXJTR	DE000A1A4ZW6	A1A4ZW	B4MS0R6	MVGDXJTR	.MVGDXJTR	10509207
Total Return Gross	-	-	-	-	-	-	-

MVIS® Global Junior Gold Miners Index

For further information visit www.marketvector.com

Nothing on this factsheet shall be considered a solicitation to buy or an offer to sell a security, or any other product or service, to any person in any jurisdiction where such offer, solicitation, purchase or sale would be unlawful under the laws of such jurisdiction. Neither MarketVector Indexes GmbH nor any of its licensors makes any warranties or representations, express or implied, to the user with respect to any of the data contained herein. The data is provided for informational purposes only, and the Company shall not be responsible or liable for the accuracy, usefulness or availability of any information transmitted or made available through it. The MarketVector™ family of indexes (MarketVector™, Bluestar®, MVIS®) is protected through various intellectual property rights and unfair competition and misappropriation laws. MVIS® is a registered trademark of Van Eck Associates Corporation that has been licensed to MarketVector Indexes GmbH. MarketVector™ and MarketVector Indexes™ are pending trademarks of Van Eck Associates Corporation. BlueStar®, BlueStar Indexes®, BIGI® and BIGITech® are trademarks of MarketVector Indexes GmbH. You require a licence to launch any product whose performance is linked to the value of a particular MarketVector™ Index and for all use of the MarketVector™ name or name of the MarketVector™ Index in the marketing of the product.