

MarketVector™ Investable Global Index

The MarketVector™ Investable Global Equity Index is a broad global index tracking the performance of companies from developed and emerging markets.

Key Features



Index 1,017.29/420.97 1,017.29/856.95

Coverage

Top 98% of most liquid companies that satisfies the minimum foreign room criterion in each available market/country.

Diversification

Companies are weighted by free-float market capitalization.

Review

Quarterly.

Index Data

INDEX PARAMETERS

Launch Date	25 Feb 2025	Components	7720
Type	Global	Volatility (250 days)	14.06
Currency	USD	Full MCap bn USD	107,315.00
Base Date	31 Dec 2014	Float MCap bn USD	71,093.00
Base Value	504.40	Correlation* (250 days)	0.00

* -

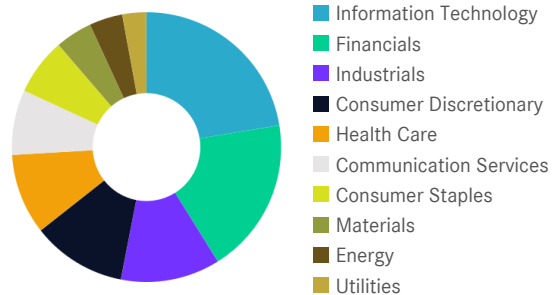
FUNDAMENTALS*

Price/Earnings Trailing	-	1 Month	-3.87%
Price/Book	-	1 Year	6.01%
Price/Sales	-	3 Years	5.79%
Price/Cash Flow	-	5 Years	11.03%
Dividend Yield	-	Since Inception	6.15%

* Total Return Net Index

Sector Weightings

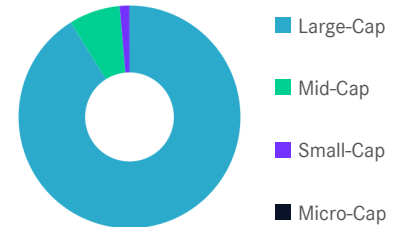
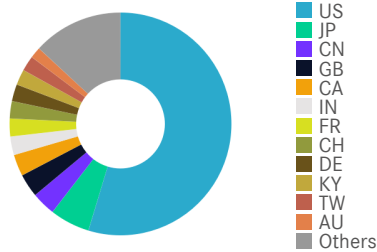
Sector	Count	Weight
Information Technology	1153	21.91%
Financials	1021	18.25%
Industrials	1396	11.69%
Consumer Discretionary	878	11.08%
Health Care	682	9.45%
Communication Services	279	7.61%
Consumer Staples	474	6.65%
Materials	810	4.33%
Energy	290	3.91%
Utilities	301	2.83%



MarketVector™ Investable Global Index

Country and Size Weightings

Country	Count	Weight
United States	1408	54.68%
Japan	853	5.82%
China	1068	3.48%
United Kingdom	207	3.39%
Canada	240	3.14%
India	612	2.69%
France	72	2.59%
Switzerland	69	2.50%
Germany	89	2.47%
Cayman Islands	170	2.28%
Taiwan	451	2.21%
Australia	183	1.61%
Others	2298	13.14%



Size	Count	Weight
Large-Cap (> 6 bn)	2461	91.12%
Mid-Cap (1.5 bn - 6 bn)	3150	7.46%
Small-Cap (0.2 bn - 1.5 bn)	1999	1.40%
Micro-Cap (0.0 bn - 0.2 bn)	110	0.01%

Index Components

Top Components by Weight	Country	Weight	Best Performing Components	YTD	1 Day
APPLE INC	US	3.63%	PONY AI INC	-62.16%	30.53%
MICROSOFT CORP	US	3.25%	SILLAJEN INC	70.01%	29.90%
NVIDIA CORP	US	2.96%	PEGASYSTEMS INC	-4.92%	28.78%
AMAZON.COM INC	US	2.07%	PALADIN ENERGY LTD	-32.08%	25.01%
META PLATFORMS INC-CLASS A	US	1.25%	SUMMIT THERAPEUTICS INC	86.21%	21.50%
ALPHABET INC-CL A	US	1.07%			
TAIWAN SEMICONDUCTOR MANUFAC	TW	0.92%			
ALPHABET INC-CL C	US	0.89%			
BROADCOM INC	US	0.84%			
TESLA INC	US	0.84%			
JPMORGAN CHASE & CO	US	0.79%			
ELI LILLY & CO	US	0.77%			
Subtotal		19.29%			
			Worst Performing Components	YTD	1 Day
			ASPEN PHARMACARE HOLDINGS LT	-31.17%	-30.82%
			EYEBRIGHT MEDICAL TECHNOLO-A	-5.51%	-19.81%
			WERIDE INC-ADR	-48.52%	-16.95%
			ENPHASE ENERGY INC	-34.38%	-15.65%
			RAMELIUS RESOURCES LTD	27.25%	-14.36%

Symbols

	Symbol	ISIN	WKN	Sedol	Bloomberg	Reuters	Telekurs
Price Return	MVIGE	DE000A4ALDT1	A4ALDT	BR4NHD5	MVIGE	.MVIGE	142487771
Total Return Net	MVIGETR	DE000A4ALDU9	A4ALDU	BR4NHH9	MVIGETR	.MVIGETR	142487777
Total Return Gross	MVIGETRГ	DE000A4ALDV7	A4ALDV	BR4NHL3	MVIGETRГ	.MVIGETRГ	142488094

MarketVector™ Investable Global Index

For further information visit www.marketvector.com

Nothing on this factsheet shall be considered a solicitation to buy or an offer to sell a security, or any other product or service, to any person in any jurisdiction where such offer, solicitation, purchase or sale would be unlawful under the laws of such jurisdiction. Neither MarketVector Indexes GmbH nor any of its licensors makes any warranties or representations, express or implied, to the user with respect to any of the data contained herein. The data is provided for informational purposes only, and the Company shall not be responsible or liable for the accuracy, usefulness or availability of any information transmitted or made available through it. The MarketVector™ family of indexes (MarketVector™, Bluestar®, MVIS®) is protected through various intellectual property rights and unfair competition and misappropriation laws. MVIS® is a registered trademark of Van Eck Associates Corporation that has been licensed to MarketVector Indexes GmbH. MarketVector™ and MarketVector Indexes™ are pending trademarks of Van Eck Associates Corporation. BlueStar®, BlueStar Indexes®, BIGI® and BIGITech® are trademarks of MarketVector Indexes GmbH. You require a licence to launch any product whose performance is linked to the value of a particular MarketVector™ Index and for all use of the MarketVector™ name or name of the MarketVector™ Index in the marketing of the product.