

MarketVector™ Iceland Global Index

The MarketVector™ Iceland Global Index is a country index tracking the performance of Icelandic companies and, to meet diversification requirements, companies related to the Icelandic economy.

Key Features



All Time High/Low	52-Week High/Low
1,515.08/892.35	1,248.58/983.50

Size and Liquidity Requirements

Full MCap of at least 100 mln USD. Three month average-daily-trading volume of at least 0.1 mln USD at a review and also at the previous two reviews. At least 100,000 shares traded per month over the last six months at a review and also at the previous two reviews.

Diversification

Icelandic companies and companies related to the Icelandic economy.

Diversification

Company weightings are capped at 20%.

Review

Quarterly.

Index Data

INDEX PARAMETERS				FUNDAMENTALS*		ANNUALISED PERFORMANCE*	
Launch Date	27 Feb 2025	Components	31	Price/Earnings Trailing	26.58	1 Month	-4.59%
Type	Country	Volatility (250 days)	15.65	Price/Book	1.72	1 Year	10.10%
Currency	USD	Full MCap bn USD	43.53	Price/Sales	1.35	3 Years	-8.05%
Base Date	31 Dec 2020	Float MCap bn USD	24.34	Price/Cash Flow	12.74	5 Years	-
Base Value	1,000.00	Correlation* (250 days)	0.00	Dividend Yield	2.34	Since Inception	2.88%

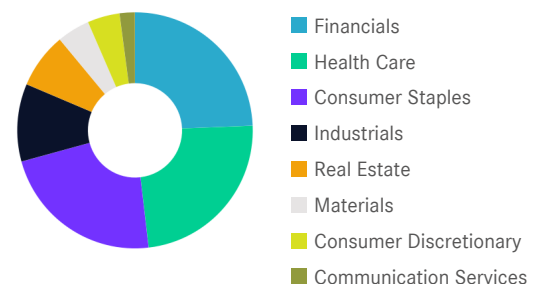
* -

* as of 31 Mar 2025

* Total Return Net Index

Sector Weightings

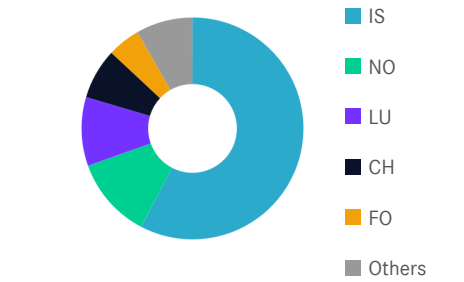
Sector	Count	Weight	Count*	Weight*	Difference
Financials	5	24.37%	5	24.37%	0.00%
Health Care	3	23.79%	3	23.79%	0.00%
Consumer Staples	10	22.59%	10	22.59%	0.00%
Industrials	4	10.64%	4	10.64%	0.00%
Real Estate	4	7.60%	4	7.60%	0.00%
Materials	1	4.49%	1	4.49%	0.00%
Consumer Discretionary	2	4.43%	2	4.43%	0.00%
Communication Services	2	2.10%	2	2.10%	0.00%



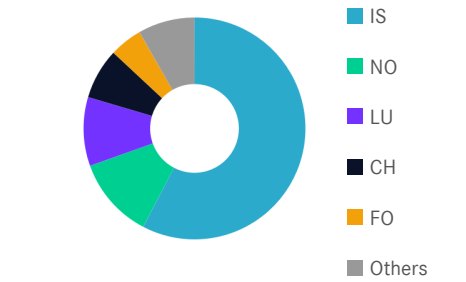
* represent hypothetical values obtained excluding non-local components

MarketVector™ Iceland Global Index

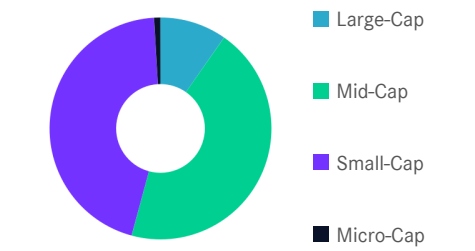
Country and Size Weightings

COUNTRY WEIGHTINGS EXCL. NON-LOCAL*


Country	Count	Weight
Iceland	19	57.66%
Norway	7	11.86%
Luxembourg	1	10.03%
Switzerland	1	7.41%
Faroe Islands	1	4.77%
Others	2	8.26%

COUNTRY WEIGHTINGS INCL. NON-LOCAL*


Country	Non-Local	Count	Weight
Iceland	0	19	57.66%
Norway	0	7	11.86%
Luxembourg	0	1	10.03%
Switzerland	0	1	7.41%
Faroe Islands	0	1	4.77%
Others	0	2	8.26%

SIZE WEIGHTINGS


Size	Count	Weight
Large-Cap (> 6 bn)	2	9.72%
Mid-Cap (1.5 bn - 6 bn)	8	44.49%
Small-Cap (0.2 bn - 1.5 bn)	20	44.87%
Micro-Cap (0.0 bn - 0.2 bn)	1	0.92%

*Companies incorporated outside of a certain region or country that generate at least 50.00% of their revenues (or, where applicable, have at least 50.00% of their assets) in that region or country.

Index Components

Top Components by Weight	Non-Local	Country	Weight	Best Performing Components	YTD	1 Day
ARION BANKI HF	-	IS	11.31%	SALMAR ASA	6.65%	5.15%
ALVOTECH SA	-	LU	10.03%	LEROY SEAFOOD GROUP ASA	2.92%	4.85%
OCULIS HOLDING AG	-	CH	7.41%	JBT MAREL CORP	-22.16%	4.37%
ISLANDSBANKI HF	-	IS	6.62%	EMBLA MEDICAL	-17.87%	3.04%
EMBLA MEDICAL	-	IS	6.35%	BAKKAFROST P/F	-10.36%	2.82%
SALMAR ASA	-	NO	4.97%			
BAKKAFROST P/F	-	FO	4.77%			
MOWI ASA	-	NO	4.75%			
AMAROQ MINERALS LTD	-	CA	4.49%			
JBT MAREL CORP	-	US	3.77%			
FESTI HF	-	IS	3.75%			
HAGAR HF	-	IS	3.42%			
Subtotal			71.65%			

Worst Performing Components	YTD	1 Day
AMAROQ MINERALS LTD	-6.69%	-2.10%
FESTI HF	15.97%	-1.77%
HAMPIDJAN HF	15.85%	-1.11%
SKEL FJARFESTINGAFELAG HF	-3.29%	-1.11%
ISLANDSBANKI HF	6.98%	-0.68%

MarketVector™ Iceland Global Index

Symbols

	Symbol	ISIN	WKN	Sedol	Bloomberg	Reuters	Telekurs
Price Return	MVISLG	DE000SL0P3S2	SL0P3S	BT3GWW2	MVISLG	.MVISLG	141720709
Total Return Net	MVISLGTR	DE000SL0P3T0	SL0P3T	BT3GWX4	MVISLGTR	.MVISLGTR	141721216
Total Return Gross	-	-	-	-	-	-	-

For further information visit www.marketvector.com

Nothing on this factsheet shall be considered a solicitation to buy or an offer to sell a security, or any other product or service, to any person in any jurisdiction where such offer, solicitation, purchase or sale would be unlawful under the laws of such jurisdiction. Neither MarketVector Indexes GmbH nor any of its licensors makes any warranties or representations, express or implied, to the user with respect to any of the data contained herein. The data is provided for informational purposes only, and the Company shall not be responsible or liable for the accuracy, usefulness or availability of any information transmitted or made available through it. The MarketVector™ family of indexes (MarketVector™, BlueStar®, MVIS®) is protected through various intellectual property rights and unfair competition and misappropriation laws. MVIS® is a registered trademark of Van Eck Associates Corporation that has been licensed to MarketVector Indexes GmbH. MarketVector™ and MarketVector Indexes™ are pending trademarks of Van Eck Associates Corporation. BlueStar®, BlueStar Indexes®, BIGI® and BIGITech® are trademarks of MarketVector Indexes GmbH. You require a licence to launch any product whose performance is linked to the value of a particular MarketVector™ Index and for all use of the MarketVector™ name or name of the MarketVector™ Index in the marketing of the product.