

MarketVector™ Global Metaverse and e-Games ESG Index

The MarketVector™ Global Metaverse and e-Games ESG Index (MVMETV) tracks the performance of global companies involved in technologies and services related to the metaverse, e-gaming and eSports. This is a modified market cap-weighted index, and includes companies that generate at least 50% of their revenue from video gaming, eSports, smart phone manufacturing or metaverse-related products and service. MVMETV adheres to ESG criteria.

Key Features



Size and Liquidity Requirements

Full MCap of at least 150 mln USD. Three month average-daily-trading volume of at least 1 mln USD at a review and also at the previous two reviews. At least 250,000 shares traded per month over the last six months at a review and also at the previous two reviews.

Universe

Companies have to generate at least 50% of revenues from technologies and services related to the metaverse, e-gaming and eSports.

Diversification

Company weights are capped at 8%.

Review

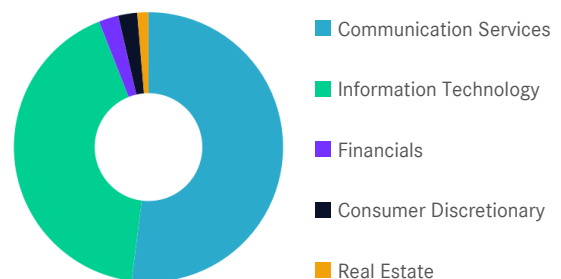
Quarterly.

Index Data

INDEX PARAMETERS				FUNDAMENTALS*		ANNUALISED PERFORMANCE*	
Launch Date	22 May 2023	Components	47	Price/Earnings Trailing	48.94	1 Month	12.05%
Type	Sector	Volatility (250 days)	24.32	Price/Book	3.86	1 Year	26.09%
Currency	EUR	Full MCap bn USD	5,337.58	Price/Sales	4.02	3 Years	17.46%
Base Date	31 Dec 2018	Float MCap bn USD	4,284.45	Price/Cash Flow	20.72	5 Years	14.27%
Base Value	1,000.00	Correlation* (250 days)	0.73	Dividend Yield	0.56	Since Inception	20.82%
* S&P Global 1200 Software Index				* as of 31 May 2025		* Total Return Net Index	

Sector Weightings

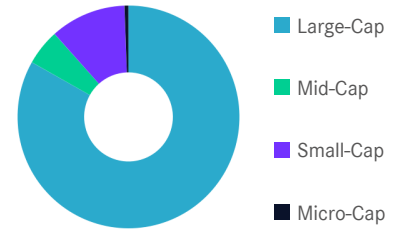
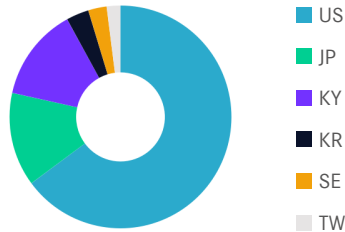
Sector	Count	Weight
Communication Services	26	52.01%
Information Technology	17	42.00%
Financials	1	2.38%
Consumer Discretionary	2	2.28%
Real Estate	1	1.33%



MarketVector™ Global Metaverse and e-Games ESG Index

Country and Size Weightings

Country	Count	Weight
United States	20	64.86%
Japan	8	13.62%
Cayman Islands	6	13.53%
South Korea	7	3.31%
Sweden	4	2.68%
Taiwan	2	2.00%



Size	Count	Weight
Large-Cap (> 6 bn)	23	83.17%
Mid-Cap (1.5 bn - 6 bn)	10	5.22%
Small-Cap (0.2 bn - 1.5 bn)	13	11.03%
Micro-Cap (0.0 bn - 0.2 bn)	1	0.58%

Index Components

Top Components by Weight	Country	Weight	Best Performing Components	YTD	1 Day
APPROVIN CORP	US	10.40%	KUAISHOU TECHNOLOGY	41.49%	8.42%
NVIDIA CORP	US	8.31%	HIMAX TECHNOLOGIES INC	8.08%	2.96%
NINTENDO CO LTD	JP	8.14%	COINBASE GLOBAL INC -CLASS A	1.20%	2.90%
ROBLOX CORP	US	8.11%	META PLATFORMS INC	19.27%	1.91%
META PLATFORMS INC	US	7.64%	CLOUDFLARE INC - CLASS A	66.86%	1.89%
NETEASE INC-ADR	KY	6.86%			
TAKE-TWO INTERACTIVE SOFTWARE INC	US	3.95%			
ELECTRONIC ARTS INC	US	3.75%			
ADOBE INC	US	3.02%			
XIAOMI CORP	KY	2.71%			
CLOUDFLARE INC - CLASS A	US	2.49%			
COINBASE GLOBAL INC -CLASS A	US	2.38%			
Subtotal		67.77%			

Worst Performing Components	YTD	1 Day
GUNGHO ONLINE ENTERTAINMENT	-11.89%	-2.14%
XIAOMI CORP	52.36%	-2.14%
KOEI TECMO HOLDINGS CO LTD	37.89%	-1.82%
DENA CO LTD	-7.51%	-1.71%
CAPCOM CO LTD	34.96%	-1.33%

Symbols

	Symbol	ISIN	WKN	Sedol	Bloomberg	Reuters	Telekurs
Price Return	MVMETV	DE000SLOHEZ8	SLOHEZ	BMCNB52	MVMETV	.MVMETV	127024676
Total Return Net	MVMETVTR	DE000SLOHE01	SLOHE0	BMCNB63	MVMETVTR	.MVMETVTR	127024689
Total Return Gross	-	-	-	-	-	-	-

MarketVector™ Global Metaverse and e-Games ESG Index

For further information visit www.marketvector.com

Nothing on this factsheet shall be considered a solicitation to buy or an offer to sell a security, or any other product or service, to any person in any jurisdiction where such offer, solicitation, purchase or sale would be unlawful under the laws of such jurisdiction. Neither MarketVector Indexes GmbH nor any of its licensors makes any warranties or representations, express or implied, to the user with respect to any of the data contained herein. The data is provided for informational purposes only, and the Company shall not be responsible or liable for the accuracy, usefulness or availability of any information transmitted or made available through it. The MarketVector™ family of indexes (MarketVector™, Bluestar®, MVIS®) is protected through various intellectual property rights and unfair competition and misappropriation laws. MVIS® is a registered trademark of Van Eck Associates Corporation that has been licensed to MarketVector Indexes GmbH. MarketVector™ and MarketVector Indexes™ are pending trademarks of Van Eck Associates Corporation. BlueStar®, BlueStar Indexes®, BIGI® and BIGITech® are trademarks of MarketVector Indexes GmbH. You require a licence to launch any product whose performance is linked to the value of a particular MarketVector™ Index and for all use of the MarketVector™ name or name of the MarketVector™ Index in the marketing of the product.