

## MVIS® Australia A-REITs (AUD) Index

The MVIS® Australia A-REITS Index (MVMVA) tracks the performance of the largest and most liquid REITs that are incorporated in Australia and listed on the Australian Stock Exchange (ASX). This is a modified market cap-weighted index, and also includes non-local REITs incorporated outside Australia which are listed on the ASX that generate at least 50% of their revenue and assets in Australia. MVMVA covers at least 90% of the investable universe and is calculated in Australian Dollars.

### Key Features



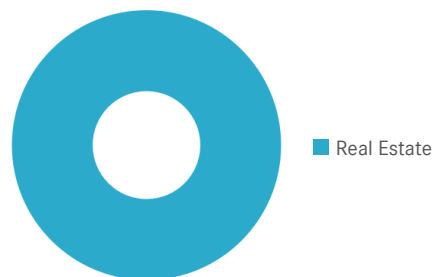
Index 1,872.92/0.00 1,872.92/1,507.26

### Index Data

INDEX PARAMETERS		FUNDAMENTALS*		ANNUALISED PERFORMANCE*			
Launch Date	21 Dec 2012	Components	13	Price/Earnings Trailing	12.30	1 Month	6.28%
Type	Sector	Volatility (250 days)	15.06	Price/Book	1.00	1 Year	0.07%
Currency	AUD	Full MCap bn USD	153.82	Price/Sales	6.71	3 Years	10.21%
Base Date	29 Dec 2006	Float MCap bn USD	105.58	Price/Cash Flow	16.61	5 Years	4.20%
Base Value	1,000.00	Correlation* (250 days)	0.59	Dividend Yield	4.72	Since Inception	-
		* MSCI Australia		* as of 31 May 2026		* Total Return Net Index	

### Sector Weightings

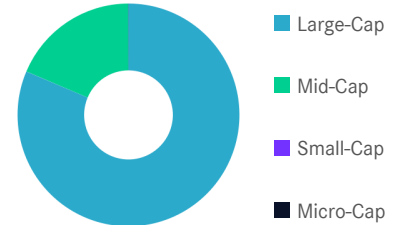

Sector	Count	Weight
Real Estate	13	100.00%



## MVIS® Australia A-REITs (AUD) Index

### Country and Size Weightings

Country	Count	Weight
Australia	13	100.00%



Size	Count	Weight
Large-Cap (> 6 bn)	8	81.39%
Mid-Cap (1.5 bn - 6 bn)	5	18.61%
Small-Cap (0.2 bn - 1.5 bn)	0	0.00%
Micro-Cap (0.0 bn - 0.2 bn)	0	0.00%

### Index Components

Top Components by Weight	Country	Weight	Best Performing Components	YTD	1 Day
GOODMAN GROUP ORD UNIT	AU	11.60%	STOCKLAND	-18.95%	3.82%
CHARTER HALL GROUP	AU	11.50%	CHARTER HALL GROUP	1.97%	3.68%
GPT GROUP	AU	10.86%	GOODMAN GROUP ORD UNIT	9.97%	2.22%
SCENTRE GROUP	AU	10.76%	MIRVAC GROUP	-6.95%	1.92%
DEXUS/AU	AU	9.28%	GPT GROUP	1.56%	1.87%
MIRVAC GROUP	AU	9.28%			
VICINITY CENTRES	AU	9.07%			
STOCKLAND	AU	9.03%			
HOMEKO DAILY NEEDS REIT	AU	4.77%			
BWP GROUP	AU	3.91%			
REGION GROUP	AU	3.83%			
CHARTER HALL LONG WALE REIT	AU	3.57%			
<b>Subtotal</b>		97.47%			

Worst Performing Components	YTD	1 Day
HOMEKO DAILY NEEDS REIT	3.06%	0.11%
BWP GROUP	6.08%	0.24%
CENTURIA INDUSTRIAL REIT	-0.66%	0.50%
VICINITY CENTRES	10.21%	0.89%
CHARTER HALL LONG WALE REIT	-0.20%	1.03%

### Symbols

	Symbol	ISIN	WKN	Sedol	Bloomberg	Reuters	Telekurs
Price Return	MVMVA	DE000SLA0E82	SLA0E8	B8KM3D5	MVMVA	.MVMVA	20329797
Total Return Net	MVMVATR	DE000SLA0AW7	SLA0AW	B8BRR93	MVMVATR	.MVMVATR	20329799
Total Return Gross	MVMVATRG	DE000SLA0AX5	SLA0AX	B8FP3H3	MVMVATRG	.MVMVATRG	20801218

## MVIS® Australia A-REITs (AUD) Index

---

For further information visit [www.marketvector.com](http://www.marketvector.com)

Nothing on this factsheet shall be considered a solicitation to buy or an offer to sell a security, or any other product or service, to any person in any jurisdiction where such offer, solicitation, purchase or sale would be unlawful under the laws of such jurisdiction. Neither MarketVector Indexes GmbH nor any of its licensors makes any warranties or representations, express or implied, to the user with respect to any of the data contained herein. The data is provided for informational purposes only, and the Company shall not be responsible or liable for the accuracy, usefulness or availability of any information transmitted or made available through it. The MarketVector™ family of indexes (MarketVector™, Bluestar®, MVIS®) is protected through various intellectual property rights and unfair competition and misappropriation laws. MVIS® is a registered trademark of Van Eck Associates Corporation that has been licensed to MarketVector Indexes GmbH. MarketVector™ and MarketVector Indexes™ are pending trademarks of Van Eck Associates Corporation. BlueStar®, BlueStar Indexes®, BIGI® and BIGITech® are trademarks of MarketVector Indexes GmbH. You require a licence to launch any product whose performance is linked to the value of a particular MarketVector™ Index and for all use of the MarketVector™ name or name of the MarketVector™ Index in the marketing of the product.