

MarketVector™ GI. Uranium and Nuclear Energy Infrastructure Index

The MarketVector™ Global Uranium and Nuclear Energy Infrastructure Index provides exposure to companies operating in the global uranium and nuclear energy infrastructure sector.

Key Features



Index 2,135.99/884.76 2,135.99/1,399.80

Size and Liquidity Requirements

Full MCap of at least 150 mln USD. Three month average-daily-trading volume of at least 1 mln USD at a review and also at the previous two reviews. At least 250,000 shares traded per month over the last six months at a review and also at the previous two reviews.

Pure-Play

Companies have to generate at least 50% of revenues from uranium and nuclear energy infrastructure.

Diversification

Company weightings are capped at 15%.

Review

Quarterly.

Index Data

INDEX PARAMETERS

Launch Date	11 Aug 2022	Components	25
Type	Hard Asset	Volatility (250 days)	31.88
Currency	USD	Full MCap bn USD	282.43
Base Date	31 Dec 2021	Float MCap bn USD	214.71
Base Value	1,000.00	Correlation* (250 days)	0.41

* MSCI ACWI Utilities

FUNDAMENTALS*

Price/Earnings Trailing	756.96
Price/Book	2.23
Price/Sales	1.65
Price/Cash Flow	13.89
Dividend Yield	0.75

* as of 31 Mar 2025

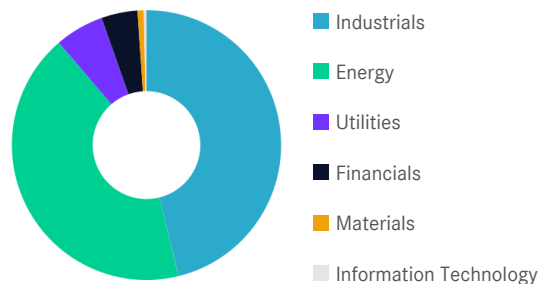
ANNUALISED PERFORMANCE*

1 Month	-5.57%
1 Year	0.47%
3 Years	14.46%
5 Years	-
Since Inception	16.25%

* Total Return Net Index

Sector Weightings

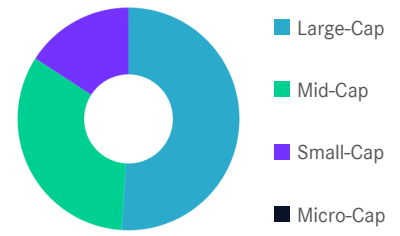
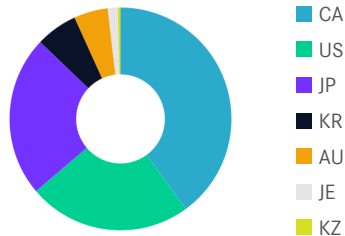
Sector	Count	Weight
Industrials	11	46.19%
Energy	10	42.53%
Utilities	1	5.87%
Financials	1	4.36%
Materials	1	0.75%
Information Technology	1	0.31%



MarketVector™ GI. Uranium and Nuclear Energy Infrastructure Index

Country and Size Weightings

Country	Count	Weight
Canada	7	40.01%
United States	5	23.76%
Japan	5	23.35%
South Korea	2	6.09%
Australia	4	4.94%
Jersey	1	1.44%
Kazakhstan	1	0.41%



Size	Count	Weight
Large-Cap (> 6 bn)	9	50.98%
Mid-Cap (1.5 bn - 6 bn)	7	33.16%
Small-Cap (0.2 bn - 1.5 bn)	9	15.86%
Micro-Cap (0.0 bn - 0.2 bn)	0	0.00%

Index Components

Top Components by Weight	Country	Weight	Best Performing Components	YTD	1 Day
CAMECO CORP	CA	14.81%	PALADIN ENERGY LTD	-32.08%	25.01%
NEXGEN ENERGY LTD	CA	8.72%	DEEP YELLOW LTD	-13.96%	12.33%
OKLO INC	US	5.87%	BOSS ENERGY LIMITED	11.19%	10.01%
MITSUBISHI HEAVY INDUSTRIES LTD	JP	5.65%	ENCORE ENERGY CORP	-58.46%	8.82%
ATKINSREALIS GROUP INC	CA	5.49%	OKLO INC	10.08%	8.55%
IHI CORP	JP	5.36%			
URANIUM ENERGY CORP	US	5.22%			
HITACHI LTD	JP	4.98%			
NUSCALE POWER CORP	US	4.91%			
JACOBS SOLUTIONS INC	US	4.91%			
FUJI ELECTRIC (FUJI ELEC HLDGS) ORD	JP	4.90%			
SAMSUNG C&T CORP	KR	4.48%			
Subtotal		75.29%			
			Worst Performing Components	YTD	1 Day
			KEPCO ENGINEERING CONST (KOREA) ORD	23.31%	0.27%
			JACOBS SOLUTIONS INC	-10.57%	0.68%
			SAMSUNG C&T CORP	6.10%	1.50%
			JGC HOLDINGS CORP	-3.11%	1.71%
			YELLOW CAKE PLC	-12.42%	1.87%

Symbols

	Symbol	ISIN	WKN	Sedol	Bloomberg	Reuters	Telekurs
Price Return	MVNUCL	DE000SLOGN84	SLOGN8	BPW6R32	MVNUCL	.MVNUCL	120896435
Total Return Net	MVNUCLTR	DE000SLOGN92	SLOGN9	BPW6RH6	MVNUCLTR	.MVNUCLTR	120896437
Total Return Gross	-	-	-	-	-	-	-

MarketVector™ GI. Uranium and Nuclear Energy Infrastructure Index

For further information visit www.marketvector.com

Nothing on this factsheet shall be considered a solicitation to buy or an offer to sell a security, or any other product or service, to any person in any jurisdiction where such offer, solicitation, purchase or sale would be unlawful under the laws of such jurisdiction. Neither MarketVector Indexes GmbH nor any of its licensors makes any warranties or representations, express or implied, to the user with respect to any of the data contained herein. The data is provided for informational purposes only, and the Company shall not be responsible or liable for the accuracy, usefulness or availability of any information transmitted or made available through it. The MarketVector™ family of indexes (MarketVector™, Bluestar®, MVIS®) is protected through various intellectual property rights and unfair competition and misappropriation laws. MVIS® is a registered trademark of Van Eck Associates Corporation that has been licensed to MarketVector Indexes GmbH. MarketVector™ and MarketVector Indexes™ are pending trademarks of Van Eck Associates Corporation. BlueStar®, BlueStar Indexes®, BIGI® and BIGITech® are trademarks of MarketVector Indexes GmbH. You require a licence to launch any product whose performance is linked to the value of a particular MarketVector™ Index and for all use of the MarketVector™ name or name of the MarketVector™ Index in the marketing of the product.