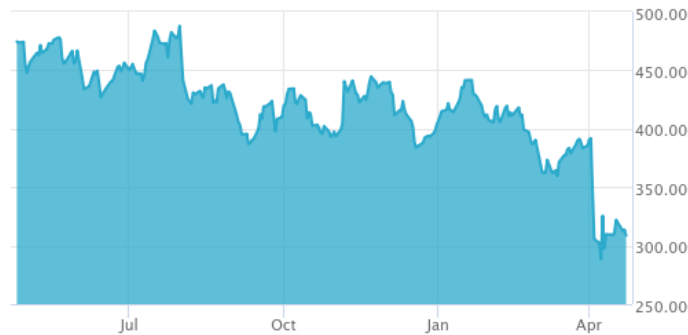


MarketVector™ US Listed Oil Services 10% Capped Index

The MarketVector™ US Listed Oil Services 10% Capped Index tracks the performance of the largest and most liquid companies in the oil services industry that are listed in the US, employing a 10% capping scheme. MVOIC only includes companies that generate at least 50% of their revenue from oil equipment, oil services, or oil drilling.

Key Features



Index 1,456.74/100.55 487.91/288.43

Size and Liquidity Requirements

Full MCap of at least 150 mln USD. Three month average-daily-trading volume of at least 1 mln USD at a review and also at the previous two reviews. At least 250,000 shares traded per month over the last six months at a review and also at the previous two reviews.

Pure-Play

Companies have to generate at least 50% revenues from oil services.

Diversification

Company weightings are capped at 10%.

Review

Semi-annually in March and September with quarterly rebalances.

Index Data

INDEX PARAMETERS

Launch Date	31 Jan 2023	Components	25
Type	Hard Asset	Volatility (250 days)	36.12
Currency	USD	Full MCap bn USD	167.68
Base Date	30 Dec 2011	Float MCap bn USD	96.90
Base Value	1,000.00	Correlation* (250 days)	0.96

* MSCI ACWI Energy Equipment & Services

FUNDAMENTALS*

Price/Earnings Trailing	17.33
Price/Book	1.51
Price/Sales	1.13
Price/Cash Flow	6.32
Dividend Yield	2.14

* as of 31 Mar 2025

ANNUALISED PERFORMANCE*

1 Month	-18.57%
1 Year	-35.03%
3 Years	-8.08%
5 Years	15.95%
Since Inception	-8.45%

* Total Return Net Index

Sector Weightings

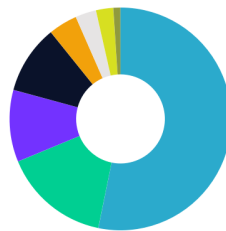
Sector	Count	Weight
Energy	25	100.00%



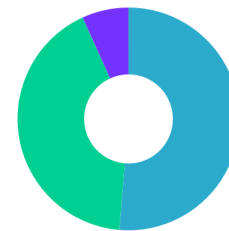
MarketVector™ US Listed Oil Services 10% Capped Index

Country and Size Weightings

Country	Count	Weight
United States	16	53.21%
United Kingdom	2	15.55%
Luxembourg	1	10.45%
Curacao	1	9.99%
Ireland	1	4.21%
Bermuda	2	3.04%
Switzerland	1	2.52%
Netherlands	1	1.04%



- US
- GB
- LU
- CW
- IE
- BM
- CH
- NL



- Large-Cap
- Mid-Cap
- Small-Cap
- Micro-Cap

Size	Count	Weight
Large-Cap (> 6 bn)	5	51.32%
Mid-Cap (1.5 bn - 6 bn)	12	41.90%
Small-Cap (0.2 bn - 1.5 bn)	8	6.78%
Micro-Cap (0.0 bn - 0.2 bn)	0	0.00%

Index Components

Top Components by Weight	Country	Weight	Best Performing Components	YTD	1 Day
TECHNIPFMC PLC	GB	11.15%	TRANSOCEAN LTD	-42.13%	1.40%
TENARIS SA-ADR	LU	10.45%	HELIX ENERGY SOLUTIONS GROUP	-29.08%	1.38%
SCHLUMBERGER NV	CW	9.99%	SELECT WATER SOLUTIONS	-35.54%	0.95%
BAKER HUGHES CO	US	9.93%	TIDEWATER INC	-37.71%	0.74%
HALLIBURTON CO	US	9.80%	LIBERTY ENERGY INC	-39.10%	0.33%
CHAMPIONX CORP	US	7.81%			
NOV INC	US	4.85%			
NOBLE CORP PLC	GB	4.40%	Worst Performing Components	YTD	1 Day
WEATHERFORD INTERNATIONAL PLC	IE	4.21%	WEATHERFORD INTERNATIONAL PLC	-41.51%	-7.18%
CACTUS INC	US	3.30%	BAKER HUGHES CO	-12.08%	-6.44%
PATTERSON-UTI ENERGY INC	US	2.95%	CORE LABORATORIES NV	-30.23%	-2.97%
TIDEWATER INC	US	2.66%	NABORS INDUSTRIES LTD	-51.57%	-2.40%
Subtotal		81.49%	PROPETRO HOLDING CORP	-45.87%	-1.94%

Symbols

	Symbol	ISIN	WKN	Sedol	Bloomberg	Reuters	Telekurs
Price Return	MVOIC	DE000SLOG5V2	SLOG5V	BPVCD66	MVOIC	.MVOIC	124598333
Total Return Net	MVOICTR	DE000SLOG5W0	SLOG5W	BPVCD77	MVOICTR	.MVOICTR	124598692
Total Return Gross	MVOICTRG	DE000SLOG5X8	SLOG5X	BPVCFD7	MVOICTRG	.MVOICTRG	124599042

MarketVector™ US Listed Oil Services 10% Capped Index

For further information visit www.marketvector.com

Nothing on this factsheet shall be considered a solicitation to buy or an offer to sell a security, or any other product or service, to any person in any jurisdiction where such offer, solicitation, purchase or sale would be unlawful under the laws of such jurisdiction. Neither MarketVector Indexes GmbH nor any of its licensors makes any warranties or representations, express or implied, to the user with respect to any of the data contained herein. The data is provided for informational purposes only, and the Company shall not be responsible or liable for the accuracy, usefulness or availability of any information transmitted or made available through it. The MarketVector™ family of indexes (MarketVector™, Bluestar®, MVIS®) is protected through various intellectual property rights and unfair competition and misappropriation laws. MVIS® is a registered trademark of Van Eck Associates Corporation that has been licensed to MarketVector Indexes GmbH. MarketVector™ and MarketVector Indexes™ are pending trademarks of Van Eck Associates Corporation. BlueStar®, BlueStar Indexes®, BIGI® and BIGITech® are trademarks of MarketVector Indexes GmbH. You require a licence to launch any product whose performance is linked to the value of a particular MarketVector™ Index and for all use of the MarketVector™ name or name of the MarketVector™ Index in the marketing of the product.