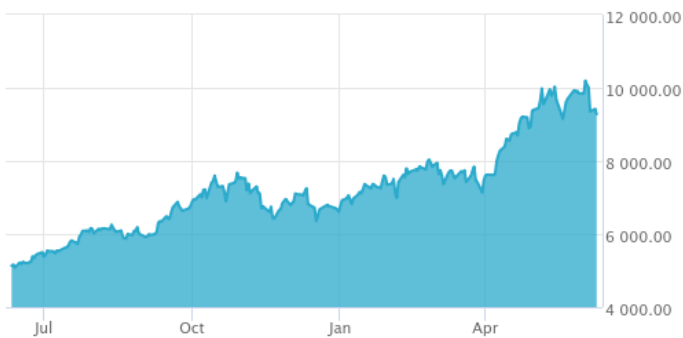


MarketVector™ AI and Power Infrastructure Index

The MarketVector™ AI and Power Infrastructure Index (MVPOW) is a thematic index tracking the performance of companies contributing to critical electrical grid and AI (artificial intelligence) infrastructure through nuclear and other decentralized energy technologies, electric equipment and related engineering and construction services, electrical utilities, data center operations, and AI related computing hardware.

Key Features



Index 10,820.76/898.49 10,820.76/5,294.01

Index Data

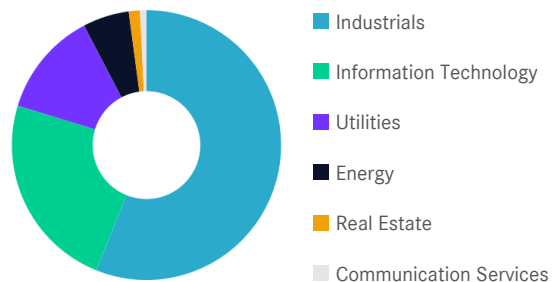
INDEX PARAMETERS		FUNDAMENTALS*		ANNUALISED PERFORMANCE*	
Launch Date	05 Jun 2026	Components	75	Price/Earnings Trailing	- 1 Month -3.67%
Type	Sector	Volatility (250 days)	33.12	Price/Book	- 1 Year 83.78%
Currency	USD	Full MCap bn USD	10,052.85	Price/Sales	- 3 Years 54.41%
Base Date	31 Dec 2018	Float MCap bn USD	7,729.71	Price/Cash Flow	- 5 Years 31.73%
Base Value	1,000.00	Correlation* (250 days)	0.00	Dividend Yield	- Since Inception 36.01%

* -

* Total Return Net Index

Sector Weightings

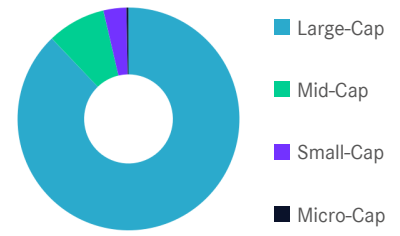
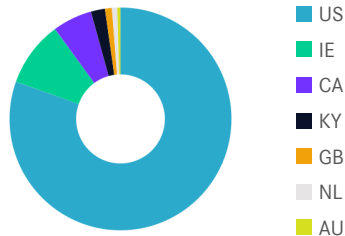
Sector	Count	Weight
Industrials	28	56.10%
Information Technology	25	23.62%
Utilities	13	12.60%
Energy	5	5.57%
Real Estate	3	1.34%
Communication Services	1	0.77%



MarketVector™ AI and Power Infrastructure Index

Country and Size Weightings

Country	Count	Weight
United States	60	80.44%
Ireland	2	9.51%
Canada	5	5.75%
Cayman Islands	5	2.06%
United Kingdom	1	1.00%
Netherlands	1	0.77%
Australia	1	0.46%



Size	Count	Weight
Large-Cap (> 6 bn)	50	87.85%
Mid-Cap (1.5 bn - 6 bn)	17	8.52%
Small-Cap (0.2 bn - 1.5 bn)	7	3.35%
Micro-Cap (0.0 bn - 0.2 bn)	1	0.29%

Index Components

Top Components by Weight	Country	Weight	Best Performing Components	YTD	1 Day
QUANTA SERVICES INC	US	8.16%	FUELCELL ENERGY INC	139.26%	12.84%
EATON CORPORATION PLC	IE	7.56%	VNET GROUP INC	9.69%	4.62%
GE VERNOVA LLC	US	7.26%	GDS HOLDINGS LTD	3.47%	4.09%
VERTIV HOLDINGS CO	US	7.04%	BLOOM ENERGY CORP	198.78%	2.38%
BLOOM ENERGY CORP	US	4.60%	APPLIED DIGITAL CORPORATION	70.92%	2.36%
BROADCOM INC	US	3.84%			
NVIDIA CORP	US	3.74%			
CAMECO CORP	CA	3.65%	Worst Performing Components	YTD	1 Day
CONSTELLATION ENERGY CORPORATION	US	2.86%	SHOALS TECHNOLOGIES GROUP INC	13.29%	-11.49%
ADVANCED MICRO DEVICES	US	2.68%	ENERGY VAULT HOLDINGS INC	1.74%	-9.28%
STERLING INFRASTRUCTURE INC	US	2.19%	IREN LTD	43.02%	-8.73%
MASTEC INC	US	2.12%	MARVELL TECHNOLOGY INC	214.42%	-7.61%
Subtotal		55.71%	NANO NUCLEAR ENERGY ORD	-0.29%	-7.39%

Symbols

	Symbol	ISIN	WKN	Sedol	Bloomberg	Reuters	Telekurs
Price Return	MVPOW	DE000A4AUZ13	A4AUZ2	BX68611	MVPOW	.MVPOW	156572751
Total Return Net	MVPOWTR	DE000A4AUZ21	A4AUZ1	BX685M5	MVPOWTR	.MVPOWTR	156572754
Total Return Gross	-	-	-	-	-	-	-

MarketVector™ AI and Power Infrastructure Index

For further information visit www.marketvector.com

Nothing on this factsheet shall be considered a solicitation to buy or an offer to sell a security, or any other product or service, to any person in any jurisdiction where such offer, solicitation, purchase or sale would be unlawful under the laws of such jurisdiction. Neither MarketVector Indexes GmbH nor any of its licensors makes any warranties or representations, express or implied, to the user with respect to any of the data contained herein. The data is provided for informational purposes only, and the Company shall not be responsible or liable for the accuracy, usefulness or availability of any information transmitted or made available through it. The MarketVector™ family of indexes (MarketVector™, Bluestar®, MVIS®) is protected through various intellectual property rights and unfair competition and misappropriation laws. MVIS® is a registered trademark of Van Eck Associates Corporation that has been licensed to MarketVector Indexes GmbH. MarketVector™ and MarketVector Indexes™ are pending trademarks of Van Eck Associates Corporation. BlueStar®, BlueStar Indexes®, BIGI® and BIGITech® are trademarks of MarketVector Indexes GmbH. You require a licence to launch any product whose performance is linked to the value of a particular MarketVector™ Index and for all use of the MarketVector™ name or name of the MarketVector™ Index in the marketing of the product.