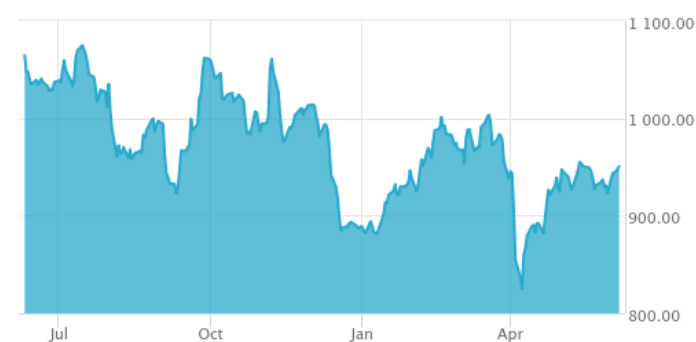


MarketVector™ Global Steel Index

The MarketVector™ Global Steel Index is a thematic index tracking the performance of companies involved in the global steel segment.

Key Features



Index 1,247.18/404.16 1,080.58/825.43

Size and Liquidity Requirements

Full MCap of at least 150 mln USD. Three month average-daily-trading volume of at least 1 mln USD at a review and also at the previous two reviews. At least 250,000 shares traded per month over the last six months at a review and also at the previous two reviews.

Universe

Companies have to generate at least 50% revenues from steel.

Diversification

Company weightings are capped at 8%.

Review

Quarterly.

Index Data

INDEX PARAMETERS

Launch Date	03 Jun 2025	Components	38
Type	Hard Asset	Volatility (250 days)	19.58
Currency	USD	Full MCap bn USD	548.86
Base Date	31 Dec 2012	Float MCap bn USD	391.78
Base Value	1,000.00	Correlation* (250 days)	0.00

* -

FUNDAMENTALS*

Price/Earnings Trailing	15.80
Price/Book	0.93
Price/Sales	0.60
Price/Cash Flow	5.68
Dividend Yield	4.26

* as of 31 May 2025

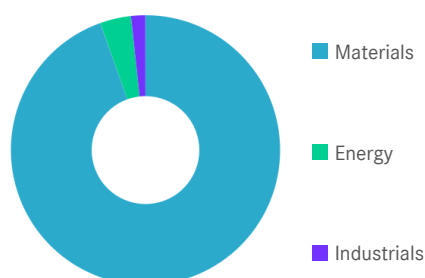
ANNUALISED PERFORMANCE*

1 Month	1.11%
1 Year	-12.04%
3 Years	-3.17%
5 Years	8.54%
Since Inception	-0.41%

* Total Return Net Index

Sector Weightings

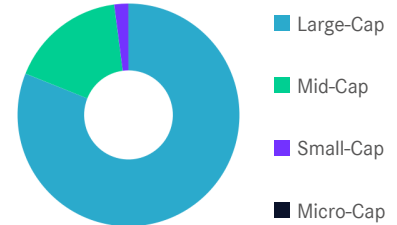
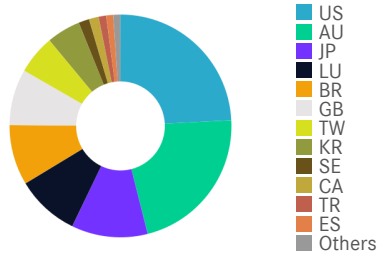
Sector	Count	Weight
Materials	34	94.56%
Energy	1	3.71%
Industrials	3	1.73%



MarketVector™ Global Steel Index

Country and Size Weightings

Country	Count	Weight
United States	7	24.20%
Australia	5	21.87%
Japan	5	11.11%
Luxembourg	4	9.22%
Brazil	3	8.74%
United Kingdom	2	8.13%
Taiwan	3	5.69%
South Korea	2	4.92%
Sweden	1	1.56%
Canada	2	1.40%
Turkey	1	1.11%
Spain	1	1.03%
Others	2	1.03%



Size	Count	Weight
Large-Cap (> 6 bn)	16	81.05%
Mid-Cap (1.5 bn - 6 bn)	18	16.88%
Small-Cap (0.2 bn - 1.5 bn)	4	2.07%
Micro-Cap (0.0 bn - 0.2 bn)	0	0.00%

Index Components

Top Components by Weight	Country	Weight	Best Performing Components	YTD	1 Day
BHP GROUP LTD	AU	8.25%	CLEVELAND CLIFFS INC	-19.15%	7.04%
RIO TINTO PLC-SPON ADR	GB	7.79%	WORTHINGTON STEEL	-17.93%	2.53%
VALE SA-SP ADR	BR	6.75%	NUCOR CORP	4.64%	2.37%
NUCOR CORP	US	6.12%	COMMERCIAL METALS CO	1.42%	2.04%
NIPPON STEEL CORP	JP	5.71%	RUSSEL METALS INC	10.49%	1.62%
RIO TINTO LTD	AU	5.38%			
FORTESCUE METALS GROUP LTD	AU	5.25%			
RELiance STEEL & ALUMINUM	US	5.14%			
STEEL DYNAMICS INC	US	5.01%			
ARCELORMITTAL-NY REGISTERED	LU	4.39%			
POSCO HOLDINGS INC-ADR	KR	4.23%			
CHINA STEEL CORP	TW	3.99%			
Subtotal		68.00%			
			Worst Performing Components	YTD	1 Day
			OUTOKUMPU OYJ	35.59%	-2.14%
			BLUESCOPE STEEL LTD	34.89%	-1.56%
			ARCELORMITTAL-NY REGISTERED	31.17%	-1.44%
			SIMS LTD	38.26%	-1.39%
			HANWA CO LTD ORD	17.47%	-1.38%

Symbols

	Symbol	ISIN	WKN	Sedol	Bloomberg	Reuters	Telekurs
Price Return	MVSLX	DE000SL0QMJ6	SL0QMJ	BL56QG7	MVSLX	.MVSLX	145662799
Total Return Net	MVSLXTR	DE000SL0QMK4	SL0QMK	BL56QJ0	MVSLXTR	.MVSLXTR	145661605
Total Return Gross	-	-	-	-	-	-	-

MarketVector™ Global Steel Index

For further information visit www.marketvector.com

Nothing on this factsheet shall be considered a solicitation to buy or an offer to sell a security, or any other product or service, to any person in any jurisdiction where such offer, solicitation, purchase or sale would be unlawful under the laws of such jurisdiction. Neither MarketVector Indexes GmbH nor any of its licensors makes any warranties or representations, express or implied, to the user with respect to any of the data contained herein. The data is provided for informational purposes only, and the Company shall not be responsible or liable for the accuracy, usefulness or availability of any information transmitted or made available through it. The MarketVector™ family of indexes (MarketVector™, Bluestar®, MVIS®) is protected through various intellectual property rights and unfair competition and misappropriation laws. MVIS® is a registered trademark of Van Eck Associates Corporation that has been licensed to MarketVector Indexes GmbH. MarketVector™ and MarketVector Indexes™ are pending trademarks of Van Eck Associates Corporation. BlueStar®, BlueStar Indexes®, BIGI® and BIGITech® are trademarks of MarketVector Indexes GmbH. You require a licence to launch any product whose performance is linked to the value of a particular MarketVector™ Index and for all use of the MarketVector™ name or name of the MarketVector™ Index in the marketing of the product.