

## MarketVector™ Stablecoin Technology Index

The MarketVector™ Stablecoin Technology Index (MVSTBQ) is a thematic index tracking the performance of companies and digital assets involved in the issuance of or technology related to stablecoins and stablecoinrelated payments technology.

### Key Features



#### Size and Liquidity Requirements

Full MCap of at least 150 mln USD. Three month average-daily-trading volume of at least 1 mln USD at a review and also at the previous two reviews. At least 250,000 shares traded per month over the last six months at a review and also at the previous two reviews.

#### Universe

Companies active in the stablecoin ecosystem with at least 50% of revenues from stablecoin, payments, digital-asset, or online-brokerage activities, plus ETPs tracking MarketVector digital-asset categories flagged as Stablecoin Ecosystem.

#### Diversification

Company weights are capped at between 50% and 75% for stocks and between 25% and 50% for digital asset ETPs.

#### Review

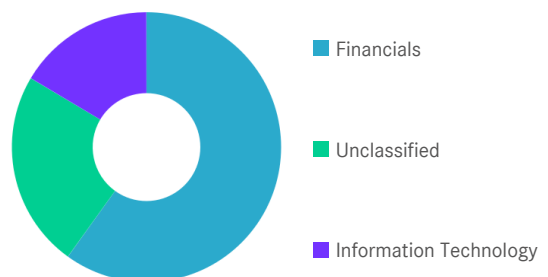
Semi-annually in March and September with quarterly rebalances.

### Index Data

INDEX PARAMETERS				FUNDAMENTALS*		ANNUALISED PERFORMANCE*	
Launch Date	22 Dec 2025	Components	25	Price/Earnings Trailing	-81.71	1 Month	0.55%
Type	Sector	Volatility (250 days)	38.75	Price/Book	3.56	1 Year	-5.81%
Currency	USD	Full MCap bn USD	1,214.06	Price/Sales	0.29	3 Years	17.32%
Base Date	30 Dec 2022	Float MCap bn USD	954.07	Price/Cash Flow	18.73	5 Years	-
Base Value	1,000.00	Correlation* (250 days)	0.00	Dividend Yield	0.58	Since Inception	24.04%
* -				* as of 31 Dec 2025		* Total Return Net Index	

### Sector Weightings

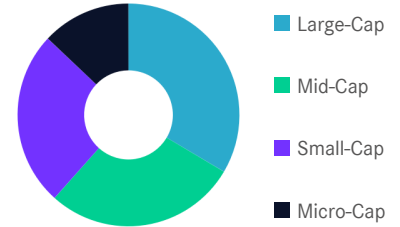
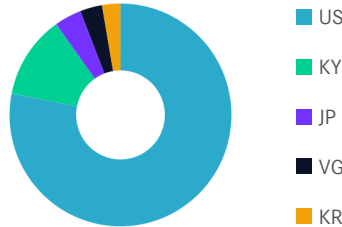
Sector	Count	Weight
Financials	16	59.94%
Unclassified	4	23.61%
Information Technology	5	16.46%



# MarketVector™ Stablecoin Technology Index

## Country and Size Weightings

Country	Count	Weight
United States	18	78.10%
Cayman Islands	4	12.06%
Japan	1	3.95%
British Virgin Islands	1	3.23%
South Korea	1	2.66%



Size	Count	Weight
Large-Cap ( > 6 bn)	8	33.51%
Mid-Cap (1.5 bn - 6 bn)	7	28.11%
Small-Cap (0.2 bn - 1.5 bn)	7	25.43%
Micro-Cap (0.0 bn - 0.2 bn)	3	12.96%

## Index Components

Top Components by Weight	Country	Weight	Best Performing Components	YTD	1 Day
BITWISE XRP ETF	US	6.18%	KONA I CO LTD	12.56%	22.97%
BITWISE SOLANA STAKING ETF	US	6.09%	DLOCAL LTD	1.77%	3.30%
ISHARES ETHEREUM TRUST ETF	US	5.77%	GALAXY DIGITAL INC	42.67%	3.17%
GRAYSCALE CHAINLINK TRUST	US	5.56%	BLOCK INC	2.67%	2.74%
GPGI INC	US	5.17%	ETORO GROUP LTD	-10.42%	1.19%
BAKKT HOLDINGS INC	US	4.95%			
GALAXY DIGITAL INC	US	4.52%			
BLOCK INC	US	4.42%			
DLOCAL LTD	KY	4.30%			
VISA INC-CLASS A SHARES	US	4.19%			
MASTERCARD INC-CLASS A	US	4.07%			
FLYWIRE CORP-VOTING	US	4.07%			
<b>Subtotal</b>		59.29%			
			<b>Worst Performing Components</b>	<b>YTD</b>	<b>1 Day</b>
			EXODUS MOVEMENT INC	1.35%	-4.83%
			GEMINI SPACE STATION INC	-2.02%	-3.48%
			COINBASE GLOBAL INC -CLASS A	-4.06%	-2.77%
			OPERA LTD	-2.01%	-1.96%
			BAKKT HOLDINGS INC	51.59%	-1.93%

## Symbols

	Symbol	ISIN	WKN	Sedol	Bloomberg	Reuters	Telekurs
<b>Price Return</b>	MVSTBQ	DE000SLOSAX8	SLOSAX	BVVDRF8	MVSTBQ	.MVSTBQ	151555035
<b>Total Return Net</b>	MVSTBQTR	DE000SLOSAY6	SLOSAY	BVVDRJ2	MVSTBQTR	.MVSTBQTR	151555095
<b>Total Return Gross</b>	-	-	-	-	-	-	-

## MarketVector™ Stablecoin Technology Index

---

For further information visit [www.marketvector.com](http://www.marketvector.com)

Nothing on this factsheet shall be considered a solicitation to buy or an offer to sell a security, or any other product or service, to any person in any jurisdiction where such offer, solicitation, purchase or sale would be unlawful under the laws of such jurisdiction. Neither MarketVector Indexes GmbH nor any of its licensors makes any warranties or representations, express or implied, to the user with respect to any of the data contained herein. The data is provided for informational purposes only, and the Company shall not be responsible or liable for the accuracy, usefulness or availability of any information transmitted or made available through it. The MarketVector™ family of indexes (MarketVector™, Bluestar®, MVIS®) is protected through various intellectual property rights and unfair competition and misappropriation laws. MVIS® is a registered trademark of Van Eck Associates Corporation that has been licensed to MarketVector Indexes GmbH. MarketVector™ and MarketVector Indexes™ are pending trademarks of Van Eck Associates Corporation. BlueStar®, BlueStar Indexes®, BIGI® and BIGITech® are trademarks of MarketVector Indexes GmbH. You require a licence to launch any product whose performance is linked to the value of a particular MarketVector™ Index and for all use of the MarketVector™ name or name of the MarketVector™ Index in the marketing of the product.