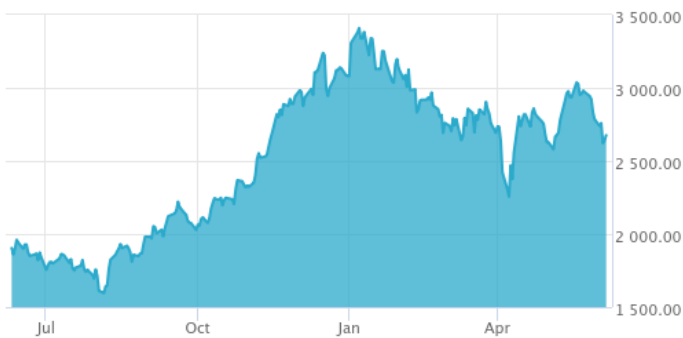


MarketVector™ US Listed Argentina Index

The MarketVector™ US Listed Argentina Index (MVUARG) is a country index tracking the performance of companies in the Argentina universe of the MarketVector™ Total Global Equity Index (MVTGLE) and are US-listed.

Key Features



All Time High/Low	52-Week High/Low
3,409.51/964.98	3,409.51/1,596.00

Size and Liquidity Requirements

Full MCap of at least 150 mln USD. Three month average-daily-trading volume of at least 1 mln USD at a review and also at the previous two reviews. At least 250,000 shares traded per month over the last six months at a review and also at the previous two reviews.

Universe

US-listed Argentinian companies.

Diversification

Company weightings are capped at 20%.

Review

Quarterly.

Index Data

INDEX PARAMETERS				FUNDAMENTALS*		ANNUALISED PERFORMANCE*	
Launch Date	17 Apr 2025	Components	14	Price/Earnings Trailing	0.79	1 Month	0.39%
Type	Country	Volatility (250 days)	40.44	Price/Book	0.02	1 Year	42.83%
Currency	USD	Full MCap bn USD	49.94	Price/Sales	0.78	3 Years	-
Base Date	01 Jan 2023	Float MCap bn USD	19.26	Price/Cash Flow	3.90	5 Years	-
Base Value	1,000.00	Correlation* (250 days)	0.00	Dividend Yield	3.34	Since Inception	50.01%

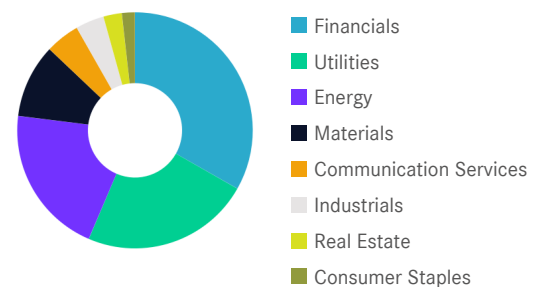
* -

* as of 31 May 2025

* Total Return Net Index

Sector Weightings

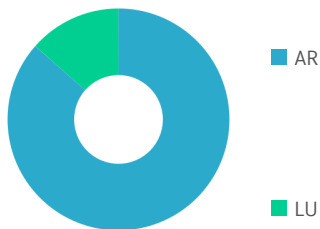
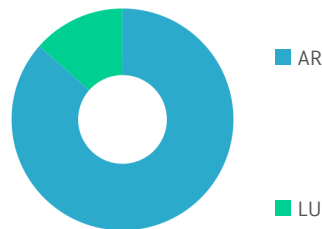
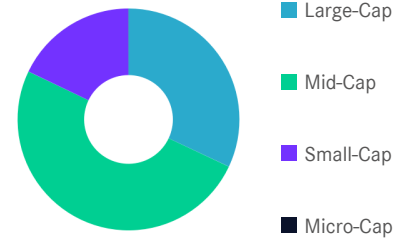
Sector	Count	Weight	Count*	Weight*	Difference
Financials	4	33.22%	4	33.22%	0.00%
Utilities	3	23.21%	3	23.21%	0.00%
Energy	1	20.54%	1	20.54%	0.00%
Materials	2	10.10%	2	10.10%	0.00%
Communication Services	1	4.69%	1	4.69%	0.00%
Industrials	1	3.92%	1	3.92%	0.00%
Real Estate	1	2.54%	1	2.54%	0.00%
Consumer Staples	1	1.78%	1	1.78%	0.00%



* represent hypothetical values obtained excluding non-local components

MarketVector™ US Listed Argentina Index

Country and Size Weightings

COUNTRY WEIGHTINGS EXCL. NON-LOCAL*

COUNTRY WEIGHTINGS INCL. NON-LOCAL*

SIZE WEIGHTINGS


Country	Count	Weight
Argentina	11	86.49%
Luxembourg	3	13.51%

Country	Non-Local	Count	Weight
Argentina	0	11	86.49%
Luxembourg	0	3	13.51%

Size	Count	Weight
Large-Cap (> 6 bn)	2	32.01%
Mid-Cap (1.5 bn - 6 bn)	6	50.11%
Small-Cap (0.2 bn - 1.5 bn)	6	17.89%
Micro-Cap (0.0 bn - 0.2 bn)	0	0.00%

*Companies incorporated outside of a certain region or country that generate at least 50.00% of their revenues (or, where applicable, have at least 50.00% of their assets) in that region or country.

Index Components

Top Components by Weight	Non-Local	Country	Weight	Best Performing Components	YTD	1 Day
YPF S.A.-SPONSORED ADR	-	AR	20.54%	EMPRESA DISTRIBUIDORA Y COMERCIALIZA	-25.94%	3.82%
PAMPA ENERGIA SA-SPON ADR	-	AR	14.21%	BBVA BANCO FRANCES SA	-5.77%	3.16%
GRUPO FINANCIERO GALICIA SA	-	AR	11.47%	TELECOM ARGENTINA SA-SP ADR	-22.32%	2.84%
BANCO MACRO SA	-	AR	10.53%	GRUPO SUPERVIELLE SA	-19.01%	2.28%
TERNIUM SA-SPONSORED ADR	-	LU	7.80%	GRUPO FINANCIERO GALICIA SA	-10.82%	1.73%
CENTRAL PUERTO SA	-	AR	7.45%			
BBVA BANCO FRANCES SA	-	AR	6.20%			
GRUPO SUPERVIELLE SA	-	AR	5.03%			
TELECOM ARGENTINA SA-SP ADR	-	AR	4.69%			
CORP AMERICA AIRPORTS SA	-	LU	3.92%			
CRESUD S.A.-SPONS ADR	-	AR	2.54%			
LOMA NEGRA CIA INDUSTRIAL ARGENTINA	-	AR	2.29%			
Subtotal			96.66%			
				Worst Performing Components	YTD	1 Day
				LOMA NEGRA CIA INDUSTRIAL ARGENTINA	1.17%	-0.82%
				CRESUD S.A.-SPONS ADR	-11.24%	-0.18%
				ADECOAGRO SA	-1.48%	0.44%
				BANCO MACRO SA	-20.94%	0.68%
				CENTRAL PUERTO SA	-14.63%	0.81%

MarketVector™ US Listed Argentina Index

Symbols

	Symbol	ISIN	WKN	Sedol	Bloomberg	Reuters	Telekurs
Price Return	MVUARG	DE000SL0QLC3	SL0QLC	BVBNPJ8	MVUARG	.MVUARG	144268810
Total Return Net	MVUARGTR	DE000SL0QLD1	SL0QLD	BVBNPM1	MVUARGTR	.MVUARGTR	144269214
Total Return Gross	-	-	-	-	-	-	-

For further information visit www.marketvector.com

Nothing on this factsheet shall be considered a solicitation to buy or an offer to sell a security, or any other product or service, to any person in any jurisdiction where such offer, solicitation, purchase or sale would be unlawful under the laws of such jurisdiction. Neither MarketVector Indexes GmbH nor any of its licensors makes any warranties or representations, express or implied, to the user with respect to any of the data contained herein. The data is provided for informational purposes only, and the Company shall not be responsible or liable for the accuracy, usefulness or availability of any information transmitted or made available through it. The MarketVector™ family of indexes (MarketVector™, Bluestar®, MVIS®) is protected through various intellectual property rights and unfair competition and misappropriation laws. MVIS® is a registered trademark of Van Eck Associates Corporation that has been licensed to MarketVector Indexes GmbH. MarketVector™ and MarketVector Indexes™ are pending trademarks of Van Eck Associates Corporation. BlueStar®, BlueStar Indexes®, BIGI® and BIGITech® are trademarks of MarketVector Indexes GmbH. You require a licence to launch any product whose performance is linked to the value of a particular MarketVector™ Index and for all use of the MarketVector™ name or name of the MarketVector™ Index in the marketing of the product.