

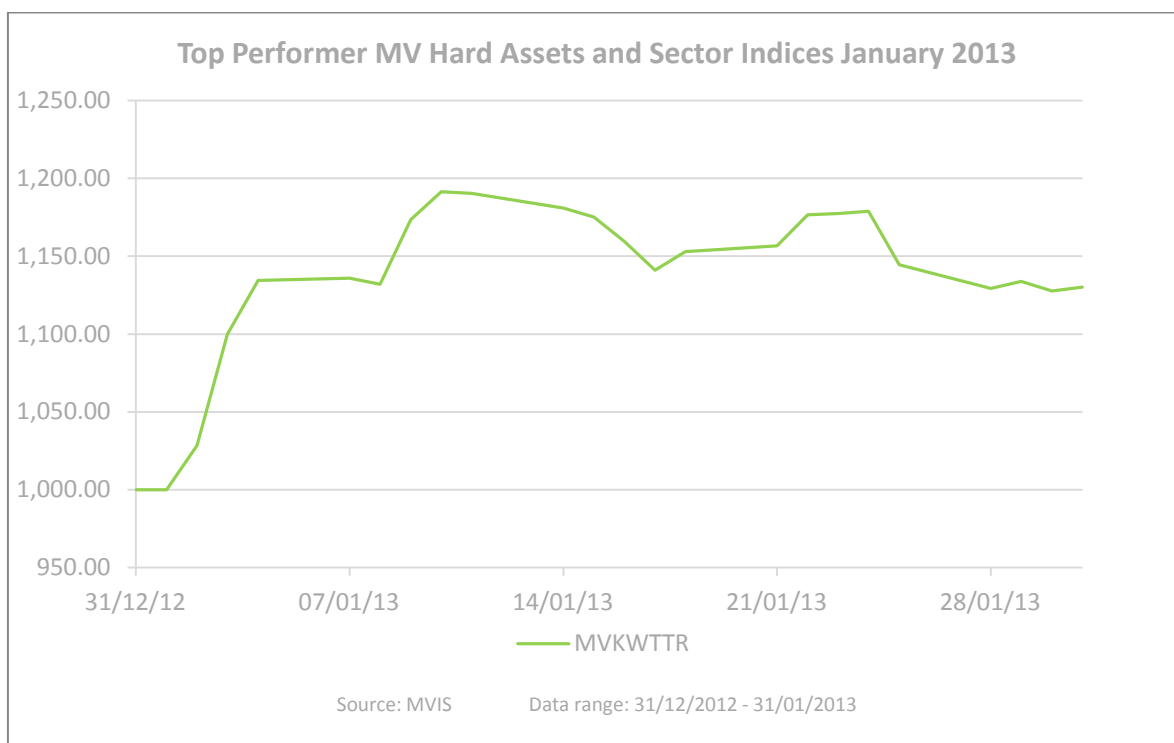
January 2013 Top Performing Hard Assets and Sector Index

Market Vectors Global Solar Energy Index outperforms all Market Vectors Hard Assets and Sector Indices

Frankfurt (01 February 2013) – Market Vectors Index Solutions GmbH (MVIS – www.marketvectorsindices.com) today announced the top performing Market Vectors Hard Assets and Sector Index in January 2013.

Market Vectors Global Solar Energy Total Return Index (MVKWTTR) spearheads the performance ranking of all Market Vectors Hard Assets and Sector Indices with a year-to-date performance of 13.02%.

Best Performer	Ticker	YTD	Licensed
Market Vectors Global Solar Energy Index (TR)	MVKWTTR	13.02	–



Index values rebased to 1000 on 31/12/2012

Please follow the links to obtain more information and broader statistical data related to [Market Vectors Global Solar Energy Index](#) and all other [Market Vectors Hard Assets](#) and [Sector Indices](#).

Market Vectors Indices are licensed to underlie financial products. Detailed information can be found under [Licensing](#) on www.marketvectorsindices.com.

###

Contact

Lars Hamich (CEO), Market Vectors Index Solutions
 +49 (0)69 4056 695 10
lars.hamich@mindices.com

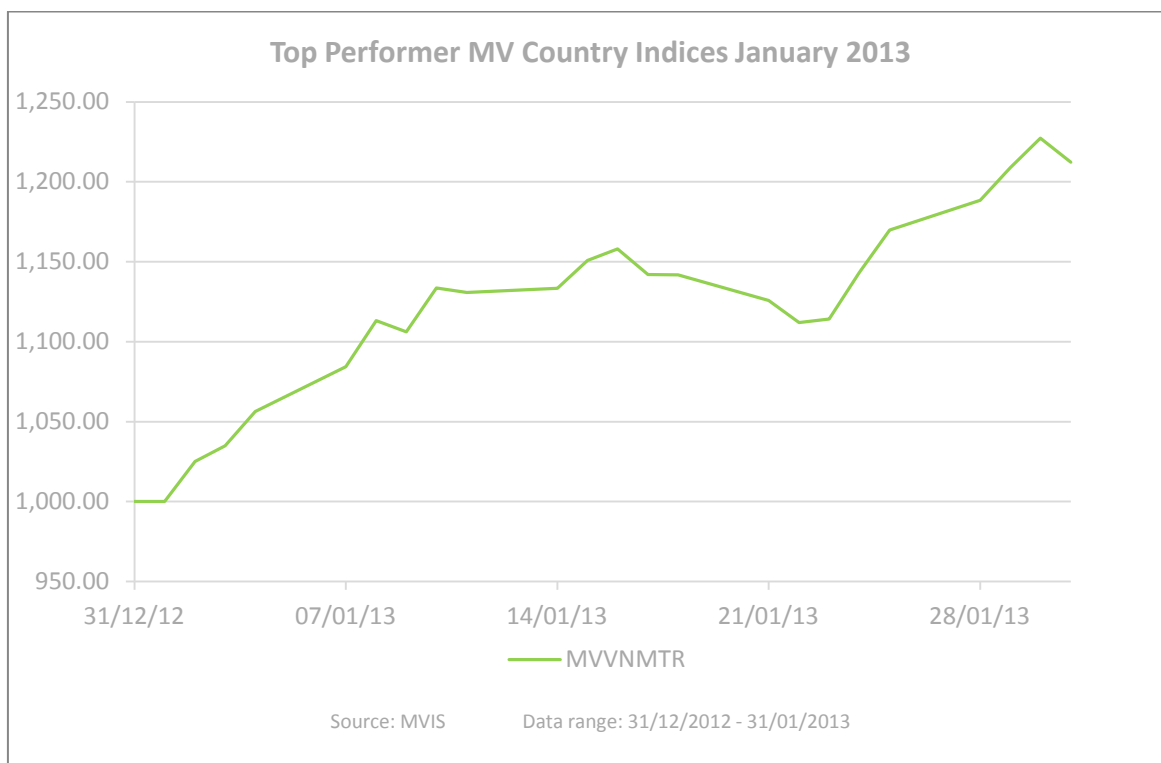
January 2013 Best Performing Market Vectors Country Index

Market Vectors Vietnam Index outperforms all Market Vectors Country Indices

Frankfurt (01February 2013) – Market Vectors Index Solutions GmbH (MVIS – www.marketvectorsindices.com) today announced the top performing Market Vectors Country Index in January 2013.

Market Vectors Vietnam Total Return Index (MVVNMTR) spearheads the performance ranking of all Market Vectors Country Indices with a year-to-date performance of 21.23%.

Best Performer	Ticker	YTD (%)	Licensed
Market Vectors Vietnam Index (TR)	MVVNMTR	21.23	Yes



Index values rebased to 1000 on 31/12/2012

Please follow the links to obtain more information and broader statistical data related to [Market Vectors Vietnam Index](#) and all other [Market Vectors Country Indices](#).

Market Vectors Indices are licensed to underlie financial products. Detailed information can be found under [Licensing](#) on www.marketvectorsindices.com.

###

Contact

Lars Hamich (CEO), Market Vectors Index Solutions
 +49 (0)69 4056 695 10
lars.hamich@mindices.com

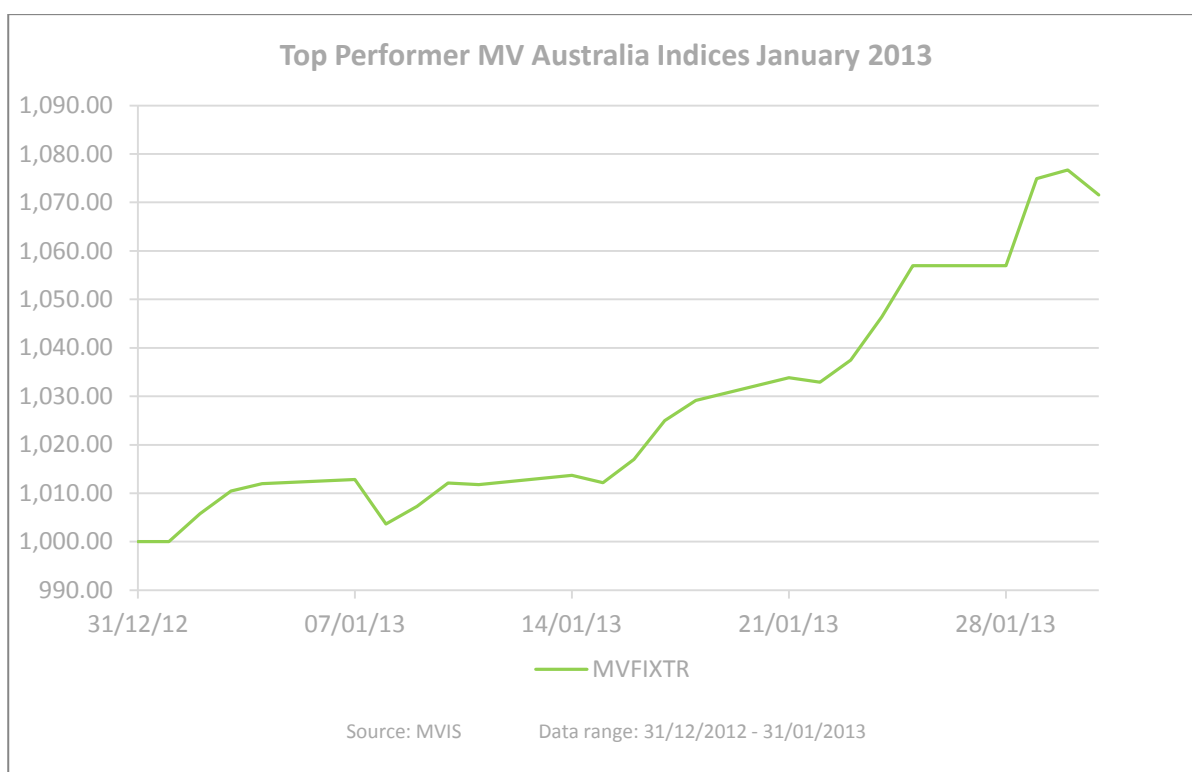
January 2013 Best Performing Market Vectors Australia Index

Market Vectors Australia Banks Index outperforms all Market Vectors Australia Indices

Frankfurt (01February 2013) – Market Vectors Index Solutions GmbH (MVIS – www.marketvectorsindices.com) today announced the top performing Market Vectors Australia Index in January 2013.

Market Vectors Australia Banks Total Return Index (MVTR) spearheads the performance ranking of all Market Vectors Australia Indices with a year-to-date performance of 7.16%.

Best Performer	Ticker	YTD (%)	Licensed
Market Vectors Australia Banks Index (TR)	MVFIXTR	7.16	–



Index values rebased to 1000 on 31/12/2012

Please follow the links to obtain more information and broader statistical data related to [Market Vectors Australia Banks Index](#) and all other Market Vectors Australia Indices.

Market Vectors Indices are licensed to underlie financial products. Detailed information can be found under [Licensing](#) on www.marketvectorsindices.com.

###

Contact

Lars Hamich (CEO), Market Vectors Index Solutions
 +49 (0)69 4056 695 10
lars.hamich@mindices.com

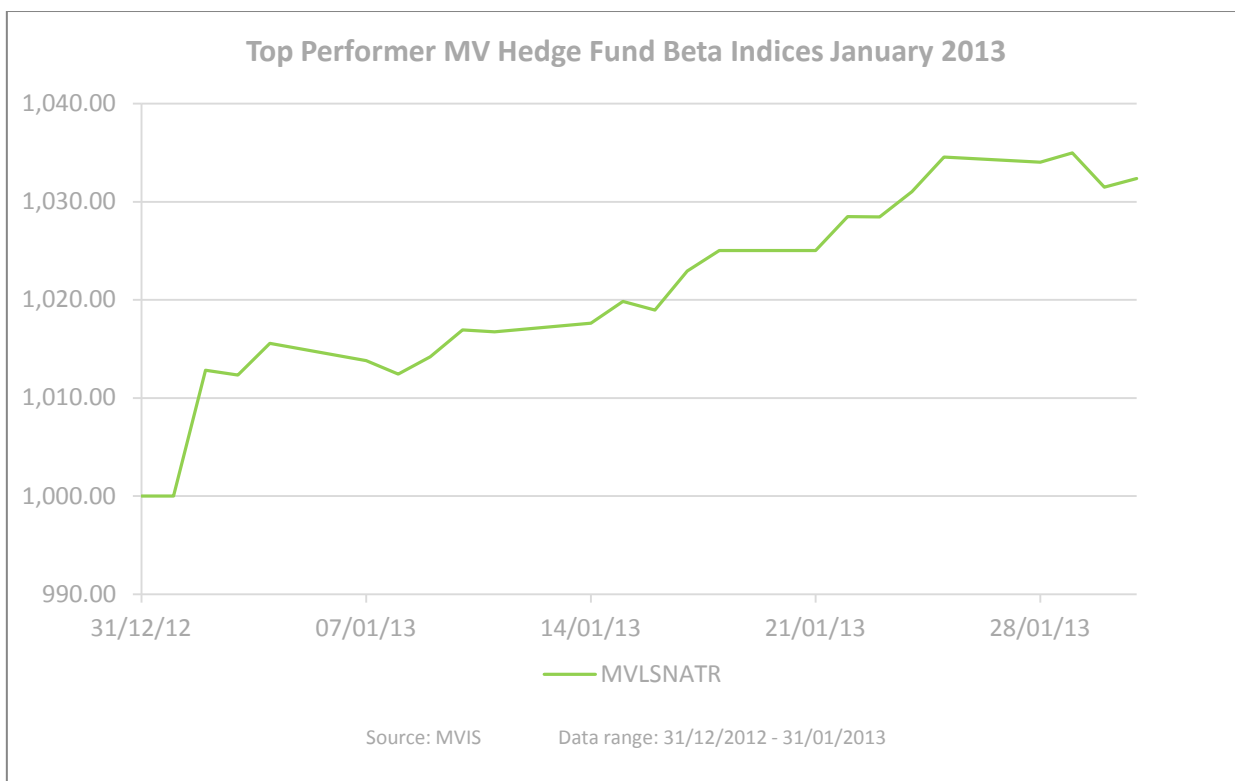
January 2013 Top Performing Market Vectors Hedge Fund Beta Index

Market Vectors North America L/S Equity HF Beta Index outperforms all Market Vectors Hedge Fund Beta Indices

Frankfurt (01 February 2013) – Market Vectors Index Solutions GmbH (MVIS – www.marketvectorsindices.com) today published the top performing Market Vectors Hedge Fund Beta Index in January 2013.

Market Vectors North America Long/Short Equity Hedge Fund Beta Total Return Index (MVLSNATR) spearheads the performance ranking of all Market Vectors Hedge Fund Beta Indices with a year-to-date performance of 3.24%.

Best Performer	Ticker	YTD (%)	Licensed
Market Vectors North America L/S Equity Hedge Fund Beta Index (TR)	MVLSNATR	3.24	–



Index values rebased to 1000 on 31/12/2012

Please follow the links to obtain more information and broader statistical data related to [Market Vectors North America L/S Equity Hedge Fund Beta Index](#) and all other [Market Vectors Hedge Fund Indices](#).

Market Vectors Indices are licensed to underlie financial products. Detailed information can be found under [Licensing](#) on www.marketvectorsindices.com.

###

Contact

Lars Hamich (CEO), Market Vectors Index Solutions
 +49 (0)69 4056 695 10
lars.hamich@mindices.com

Mike MacMillan, MacMillan Communications
+1 212 473 4442
mike@macmillancom.com

Note to Editors

About Market Vectors Index Solutions GmbH (MVIS).

Market Vectors Index Solutions develops, monitors and licenses the Market Vectors Indices, a selection of focused, investable and diversified benchmark indices. The indices are especially designed to underlie financial products. Market Vectors Indices cover several asset classes, including commodity and international equity markets as well as fixed income markets and are licensed to serve as underlying indices for financial products. Approximately USD 8.8 billion in assets under management are currently invested in financial products based on Market Vectors Indices.

MVIS is a wholly owned subsidiary of Van Eck Associates Corporation (also known as Van Eck Global).