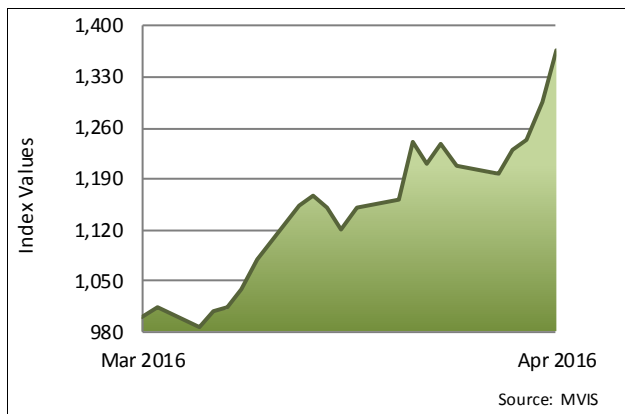


## MVIS ANNOUNCES BEST PERFORMING INDICES IN APRIL

Frankfurt (2 May 2016) – MVIS today announced the top performing MVIS Indices during April 2016 for the following index categories: MVIS Hard Assets/Sector Indices, MVIS Country Indices, MVIS Australia Indices, MVIS Long/Short Equity Indices, MVIS Bond Indices and MVIS GDP Indices.

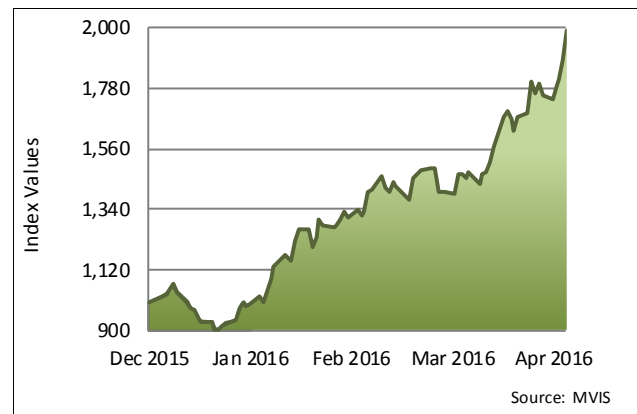
### MVIS Hard Assets and Sector Indices

**MVIS Global Junior Gold Miners Index (MVGDXJTR)**  
Month-To-Date Performance: 36.79%



The Index is licensed.

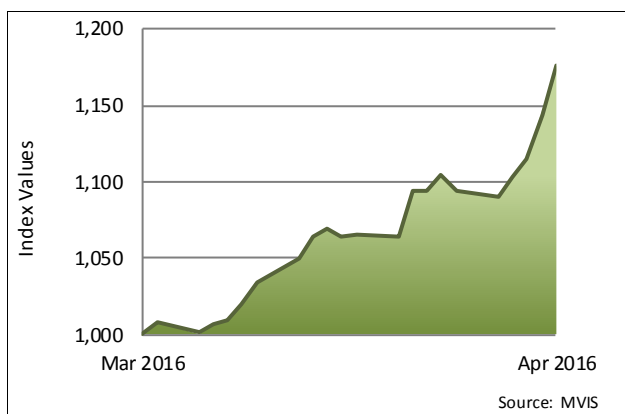
**MVIS Global Junior Gold Miners Index (MVGDXJTR)**  
Year-To-Date Performance: 98.94%



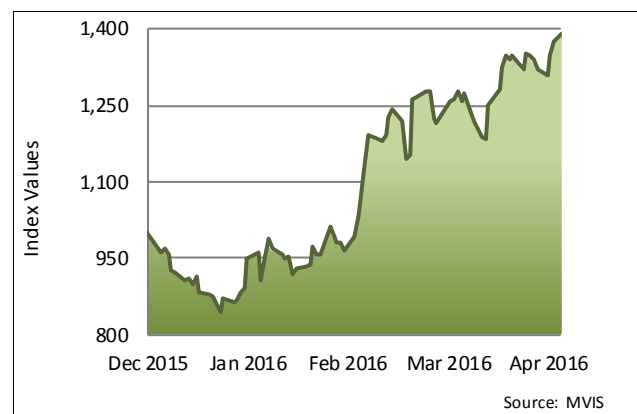
The Index is licensed.

### MVIS Country Indices

**MVIS Nigeria-Focused W-Africa Index (MVLGOSTR)**  
Month-To-Date Performance: 17.63%

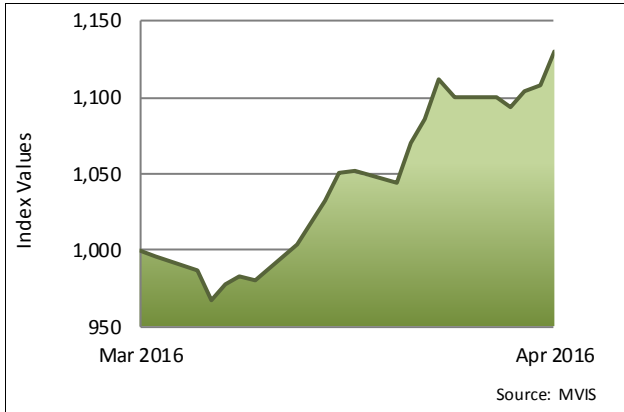


**MVIS Brazil Index (MVBRATR)**  
Year-To-Date Performance: 39.31%



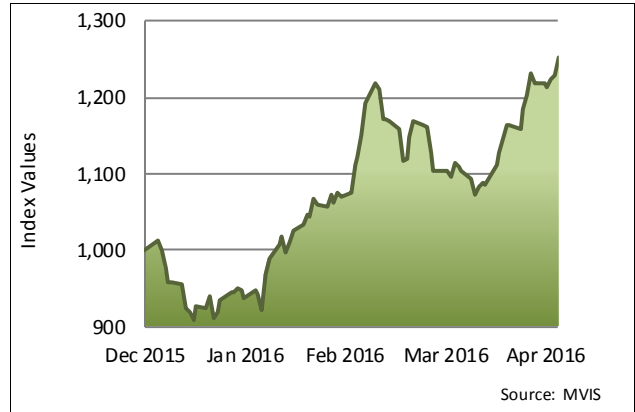
**MVIS Australia Indices**

**MVIS AU Jr. Energy & Mining Index (AUD) (MVMVETR)**  
Month-To-Date Performance: 13.05%



The Index is licensed.

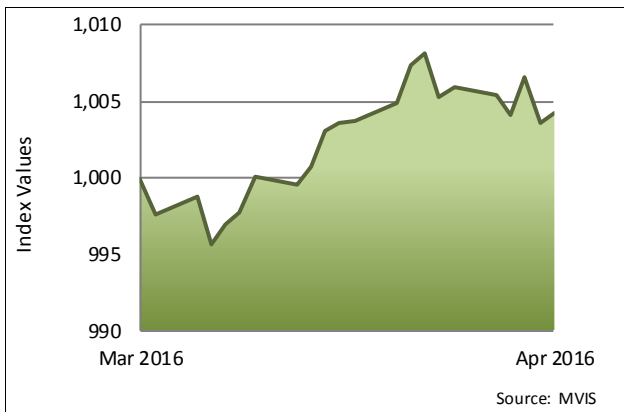
**MVIS AU Jr. Energy & Mining Index (AUD) (MVMVETR)**  
Year-To-Date Performance: 25.29%



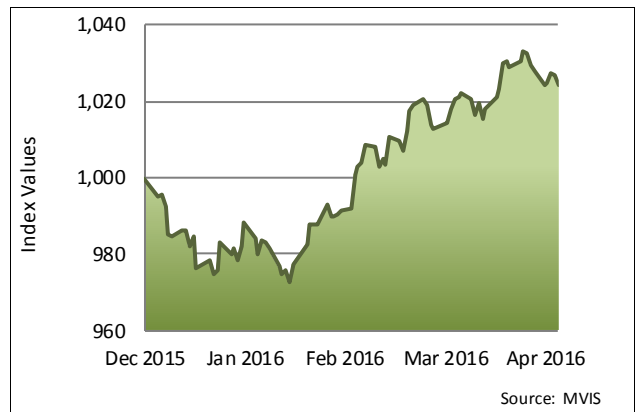
The Index is licensed.

**MVIS Long/Short Equity Indices**

**MVIS Glb. Event Long/Short Equity Index (MVEVEQTR)**  
Month-To-Date Performance: 0.42%

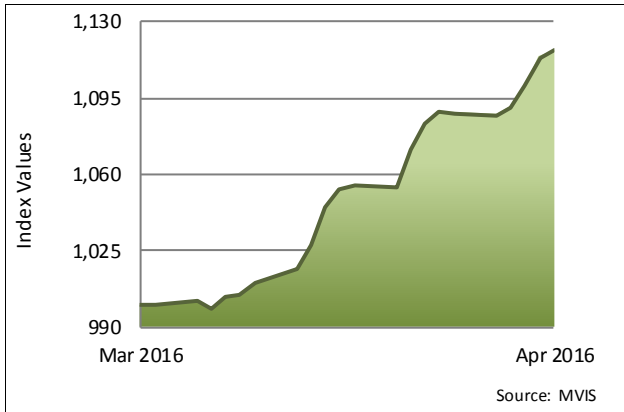


**MVIS EM Long/Short Equity Index (MVLSEMTR)**  
Year-To-Date Performance: 2.44%

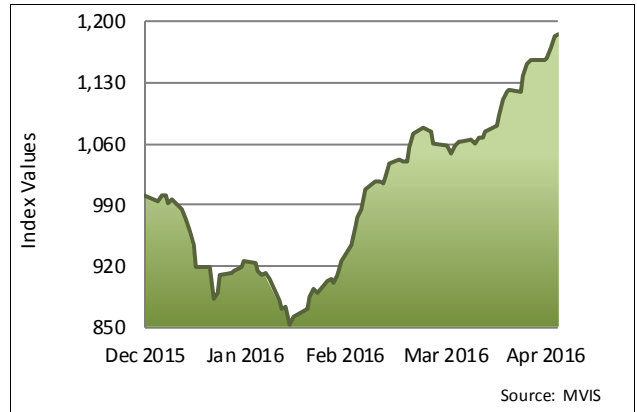


**MVIS Bond Indices**

**MVIS Altman N. Am. Distressed Bond Index (MVRCDI)**  
Month-To-Date Performance: 11.69%

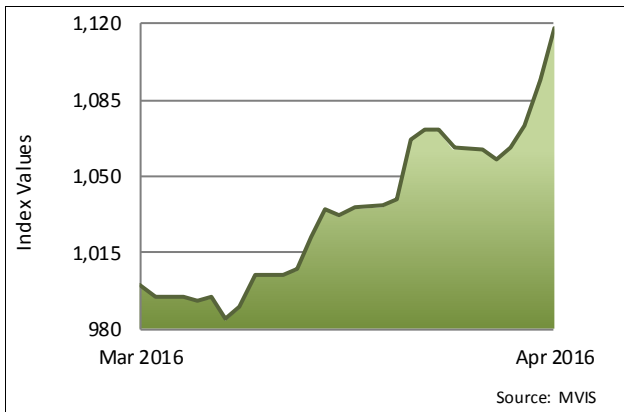


**MVIS Altman N. Am. Distressed Bond Index (MVRCDI)**  
Year-To-Date Performance: 18.69%



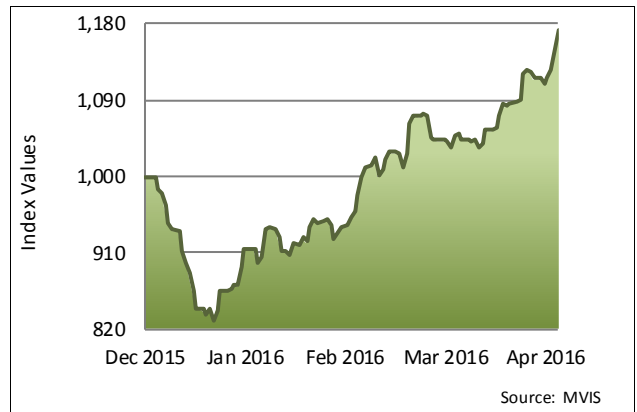
**MVIS GDP Indices**

**MVIS GDP Africa Index (MVAFKTR)**  
Month-To-Date Performance: 11.83%



The Index is licensed.

**MVIS GDP Africa Index (MVAFKTR)**  
Year-To-Date Performance: 17.38%



The Index is licensed.

All index values are rebased to 1000.

MVIS Indices are licensed to underlie financial products. Detailed information can be found under [licensing on mvis-indices.com](http://mvis-indices.com).

###

**Contact**

Bettina Hessler, MVIS Index Solutions

+49 (0)69 4056 695 22

[bettina.hessler@mvis-indices.com](mailto:bettina.hessler@mvis-indices.com)

**Note to Editors**

MVIS develops, monitors, and licenses the MVIS Indices. The indices are a selection of focused, investable and diversified benchmark indices that are licensed to underlie financial products. They cover several asset classes, including hard assets and international equity markets as well as fixed income markets. Approximately USD 10.4 billion in assets under management are currently invested in financial products based on MVIS Indices. MVIS is a VanEck company.